Journal für

Reproduktionsmedizin und Endokrinologie

– Journal of Reproductive Medicine and Endocrinology –

Andrologie • Embryologie & Biologie • Endokrinologie • Ethik & Recht • Genetik
Gynäkologie • Kontrazeption • Psychosomatik • Reproduktionsmedizin • Urologie

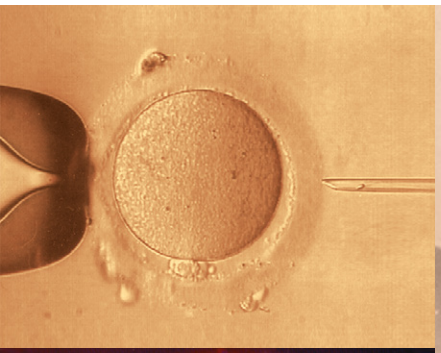

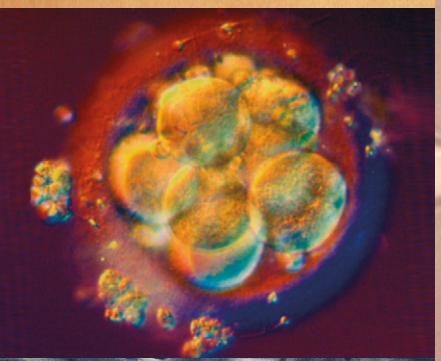

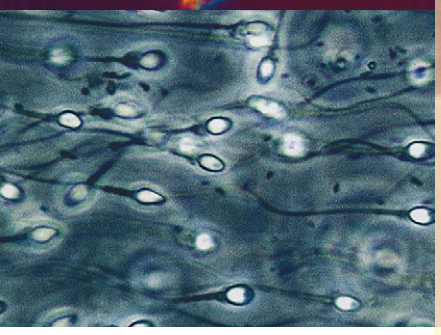

D.I.R-Annual 2025

Bartnitzky S, Blumenauer V, Czeromin U, Fehr D

Grewe C, Krüssel JS, Kupka MS, Sänger N

Tandler-Schneider A, Tauchert S

J. Reproduktionsmed. Endokrinol 2026; 23 (6), 223-283

www.kup.at/repromedizin

Online-Datenbank mit Autoren- und Stichwortsuche

Offizielles Organ: AGRBM, BRZ, DVR, DGA, DGGEF, DGRM, D·I·R, EFA, OEGRM, SRBM/DGE

Indexed in EMBASE/Excerpta Medica/Scopus

Krause & Pachernegg GmbH, Verlag für Medizin und Wirtschaft, A-3003 Gablitz

SAVE THE DATE

12. DVR KONGRESS
Research.Reflection.Reproduction

03. – 05. November 2027
congress centrum weimarhalle, Weimar

Weitere Informationen unter
www.dvr-kongress.de



Tagungspräsident*innen

Prof. Dr. med. Katharina Hancke
Prof. Dr. med. Udo Markert
Prof. Dr. med. Hans-Christian Schuppe

For personal use only. Not to be reproduced without permission of Krause & Pachernegg GmbH.

Contents

To the INTERACTIVE edition

228 Preface

228 D·I·R® Annual 2025 – The German IVF-Registry
S. Bartnitzky, V. Blumenauer, U. Czeromin, D. Fehr, C. Grewe, J.-S. Krüssel, M. S. Kupka, N. Sänger, A. Tandler-Schneider, S. Tauchert

230 Responsible for this Edition

231 Overviews for the Public, Editorial, Main Topic

231 Fertility Treatment: Calculate Your Chances Yourself

232 In a Nutshell – 2024's and 2025's Findings of the German IVF-Registry

233 Brief overview of the most important results for the public

234 Pregnancy Rate and Ongoing Pregnancy as a Function of Female Age 2024

235 Pregnancies Cumulative 2020–2024

236 Special Evaluation: Outcomes of Fresh Cycles by Patient's Age and AMH Levels

236 Clinical Pregnancy/ET IVF, ICSI, IVF/ICSI % Transfer by Patient's Age and AMH Groups <1 ng/mL

237 Clinical Pregnancy/ET IVF, ICSI, IVF/ICSI % Transfer by Patient's Age and AMH Groups <1 ng/mL

238 Special analysis: Cryopreservation at a young age – a possible solution to the age-related decline in the chances of pregnancy and childbirth

240 Differences in birth rates in thaw cycles by patient's age in the fresh retrieval cycle compared with patient age in a later fresh cycle

241 D·I·R® Annual 2024 – Tables

241 Number of Treatments in 2025

241 Type of plausible Treatments 2021–2025

242 Number of Oocyte Retrievals (Fresh Cycles) 1982–2025
Number of Thawing Cycles 1994–2025

243 Quality of Documentation 2024/2025

244 Birth Rate per Treatment Level in Fresh and Cryo Treatment Cycles 2023 and 2024

245 D·I·R® Statistics in Brief – Fresh Cycles 2025

246 D·I·R® Statistics in Brief – Fresh Cycles 2024

247 D·I·R® Statistics in Brief – Cryo Cycles 2025

248 D·I·R® Statistics in Brief – Cryo Cycles 2024

249 Pregnancy Rate and Ongoing Pregnancy as a Function of Female Age 2020–2024

250 Pregnancy Rate and Ongoing Pregnancy as a Function of Female Age 2020–2024

251 Treatment outcomes for IVF and ICSI with COHS and in the natural cycle 2024

252 Results of Thawing-Cycles, TESE, IVF and ICSI with Donor Sperm 2024

253 Culture According to the "German Compromise" and Impact on Therapy Outcome – Fresh Cycles 2024

254 Culture According to the "German Compromise" and Impact on Therapy Outcome – Thawing Cycles 2024

255 Pregnancies Cumulative 2020–2024 as a Function of Female Age

256 Live Births Cumulative Based on First OPU 2018–2023

256 Annual development of the proportions of first punctures with cryopreservation, without Freeze All 2018–2025

257 Positive Pregnancy Outcomes 2024

257 Loss of Pregnancy 2024

257 Embryos per Transfer and Multiple Birth Rate 1997–2024

258 Special Laboratory Analysis: IVF or ICSI? An individualised decision based on sperm parameters!

260 Development of the Retrieved Oocytes 2025
261 Clinical Pregnancies (CP)/Transfer as a Function of Embryo Quality 2025
262 Children Born as a Function of Week of Gestation (WoG) and Birth Weight 2024
263 Children Born 1997–2024
264 Distribution of Indications 2025
265 Mean Age for Women and Men 1997–2025
265 Preventive Egg Freezing 2021–2025
266 Clinical Pregnancy Rate as a Function of Stimulation 2025
267 Complications as a Function of Ovum Pick-up (OPU) 2025
267 Ovarian Hyperstimulation Syndrome (OHSS) as a Function of Stimulation Protocol and Age Cohort 2025
268 ***Ferti*PROTEKT Netzwerk e. V.**
272 Deutsches Register für Insemination (DERI)

275 List of D·I·R® Members

283 Sponsors

Preface
D·I·R® Annual 2025 – The German IVF-Registry

S. Bartnitzky, V. Blumenauer, U. Czeromin, D. Fehr, C. Grewe, J.-S. Krüssel, M. S. Kupka, N. Sänger, A. Tandler-Schneider, S. Tauchert

Ladies and gentlemen, dear colleagues, dear patients, dear members of the D·I·R community,

We are pleased to present the German IVF Registry's 2025 Annual Report.

About this Annual Report

The German IVF Registry currently comprises 142 member centers. Of these, 138 submitted data for 2024 and 2025. As in previous years, the dedication and active support of Germany's IVF centers enabled us to conduct a wide range of complex analyses. Over the course of numerous meetings, the Board of Trustees, the Executive Board, the Registry Office and the Data Management team carefully reviewed the submitted data, investigated potential sources of error and assessed the trends emerging from the results.

In total, 136,770 cycles were plausibly documented in 2025. This represents an increase of 4,172 cycles compared with 2024, corresponding to a 3.1% rise over the previous year.

Germany therefore recorded the third-largest number of IVF cycles performed in Europe, surpassed only by Spain and France. Encouragingly, the proportion of ICSI treatments is declining in favour of conventional IVF, while the number of frozen embryo transfer cycles is growing significantly. An increasing proportion of embryos are cryopreserved and subsequently transferred in natural cycles.

Pregnancy rates have remained stable at around 30% per embryo transfer despite the increasing use of single embryo transfer and the concomitant decline in multiple pregnancy rates. This is particularly encouraging, as the rate of multiple births following fresh cycles has been reduced by more than 15 percentage points between 2017 and 2024. Multiple birth rates now stand at just 6.7% in fresh cycles and an even lower 5.1% in frozen embryo transfer cycles.

Between 1997 and 2024, almost 460,000 children were born following in vitro fertilisation in Germany. This is roughly equivalent to the combined populations of the cities of Krefeld and Halle (Saale).

Special Evalutions

This year, we once again conducted a number of special analyses.

You will find age-stratified analyses of treatment outcomes in relation to anti-Müllerian hormone (AMH) levels. Drawing on data from two reporting years comprising more than 83,000 cycles, we are now also able to report outcomes for AMH levels below 1 ng/mL across different age groups.

For the first time, we can link the patient's age at the time of oocyte retrieval and the subsequent cryopreservation of fertilized oocytes or embryos to the later embryo transfer. This allows us to assess the likelihood of a successful outcome according to the patient's age at the time of cryopreservation. These data will play an important role in the future, particularly with the use of cryopreserved oocytes from social freezing.

This Annual Report also includes an excellent laboratory-based analysis, examining for the first time in the D·I·R how sperm quality affects IVF and ICSI outcomes.

For many years, we have been committed to reducing multiple pregnancy rates following IVF treatment in Germany. This Annual provides a summary of our article published in the *Deutsches Ärzteblatt*, comparing single and double embryo transfer in fertility treatment: https://api.aerzteblatt.de/pdf/123/10/m263.pdf. The article compellingly demonstrates the particular value of the German IVF Registry: by analyzing large volumes of prospectively collected data from routine clinical practice, we can address clinically relevant questions under everyday care conditions while also providing important insights for patient counselling and health policy discussions. This is particularly relevant given that single embryo transfer, the associated cryopreservation and the subsequent frozen embryo transfer cycle are still not covered by health insurance.

Political Matters

This situation is further compounded by the fact that funding programs provided by Germany's federal states have largely been discontinued. Germany also remains the only country in Europe where unmarried couples are not eligible for reimbursement of fertility treatment costs.

Jens Spahn's resignation as chair of the CDU/CSU parliamentary group has brought the debate on egg donation and surrogacy in Germany back into the spotlight. We hope that this renewed debate will pave the way for a long-overdue reform of the Embryo Protection Act that reflects the needs of our patients. At the very least, egg donation and elective single embryo transfer should be permitted in Germany. Such a reform would spare thousands of women the need to seek treatment abroad.

Center-specific analyses and ReproCheck

The center-specific D·I·R analyses continue to be highly valued. They allow centers to benchmark their performance over several years and against national data, making them a widely used tool for quality assurance.

Finally, we would like to introduce ReproCheck, our new prognostic tool. Available since May 2026, this web-based tool calculates the likelihood of successful treatment based on data from more than 600,000 treatment cycles conducted between 2020 and 2024. For the first time, ReproCheck enables couples to assess their individual chances of success

themselves, realistically and on a sound scientific basis. www.deutsches-ivf-register.de/patienten.php

Acknowledgements

We would like to thank everyone who contributed to this Annual Report:

Markus Kimmel, who coordinates the work of the Registry Office and Data Management team and, in close collaboration with NEXUS / MEDITEX GmbH (until recently CRITEX GmbH), ensures that our technology and data collection systems are continuously updated. These include our own data collection software, DIRproNOVA®, as well as the integration of other software solutions such as QuinniSoft and DynaMed IVF.

We would also like to thank Transact – Gesellschaft für Software und Analyse mbH, our technical and content partner for the Qlik® analytics platform, which Markus Kimmel uses to generate all standard and special analyses at both national and individual-center level.

We would like to thank Soo-Hee Kim, who has been responsible for the appealing design of the German IVF Registry, its website and its Annual Report for many years, and who is always on hand to accommodate last-minute changes to the report.

We are also grateful to our industry partners, whose financial support makes the printed edition possible (see also the penultimate page of this Annual Report).

We thank the members of the Board of Trustees for their valuable contributions and collaboration. Our particular thanks go to Verona Blumenauer for contributing additional insights and laboratory-based data analyses.

Above all, we would like to thank you, the fertility centers, for your meticulous data collection, submission of data to the Registry and financial support. We recognize that the Registry's exceptional quality, which is unique worldwide, is made possible only through our collaborative efforts. At international conferences, we are frequently told that our Registry sets an exemplary standard. Many are surprised to learn that we, the German fertility centers, fund it ourselves. This gives us independence – and is something of which we can rightly be proud.

We encourage you to use both the Annual Report and ReproCheck to share our findings with your patients. The Annual Report is available in print and online, in both German and English, at www.deutsches-ivf-register.de

Your D·I·R® Board of Directors



Prof. Dr. med. Jan-Steffen Krüssel



Dr. med. Andreas Tandler-Schneider (Chair)



Dr. med. Sascha Tauchert

Responsible for this Edition

Deutsches IVF-Register e.V. (D·I·R)®
German IVF Registry

Members of the Board
Dr. med. Andreas Tandler-Schneider (chair)
Prof. Dr. med. Jan-Steffen Krüssel
Dr. med. Sascha Tauchert

Curators
Dr. med. Sylvia Bartnitzky
Dipl.-Biol. Verona Blumenauer
Dr. med. Ute Czeromin (co-opted member)
Dr. med. Daniel Fehr
Dr. med. Christoph Grewe (co-opted member)
Prof. Dr. med. Markus S. Kupka
Prof. Dr. med. Nicole Sänger

Past Chairpersons
Dr. med. Ute Czeromin (2014 – 2024)
Dr. med. Klaus Bühler (2007 – 2014)
Prof. Dr. med. Ricardo Felberbaum (1995 – 2007)
Prof. Dr. med. Hanns-Kristian Rjosk (1992 – 1995)
Prof. Dr. med. Frank Lehmann (1982 – 1992)

FertiPROTEKT Netzwerk e.V.
Prof. Dr. rer. nat. Verena Nordhoff (chair)
PD Dr. med. Bettina Böttcher
Prof. Dr. med. Frank Nawroth
Prof. Dr. med. Nicole Sänger
Dr. rer. nat. Dunja Baston-Büst
Prof. Dr. med. Melanie Henes
Dr. med. Angela Vidal
Office: Weißdornweg 17 · 35041 Marburg/Lahn
Tel.: +49 (0)6420 305 05 83
Email: info@fertiprotekt.com
www.fertiprotekt.com

Deutsches Register für Inseminationen (DERI)
German Insemination Registry
Arbeitskreis für donogene Insemination e.V.
Dr. med. Andreas Hammel (chair)
Dipl.-Psych. Constanze Bleichrodt
Dipl.-Ing. med. Biotech. Ann-Kathrin Klym
Dr. phil. Petra Thorn
Office: Nägelsbachstr. 12 · 91052 Erlangen
Tel.: +49 (0)9131 898 411
Tel. DERI-Support: +49 (0)211 913 84 800
Email: kontakt@arbeitskreis-di.de
www.donogene-insemination.de
www.inseminationsregister.de

D·I·R® Office and D·I·R® Data Management
Markus Kimmel · Kimmelnet
Lise-Meitner-Straße 14 · 40591 Düsseldorf
Tel. +49 (0)211 913 84 800
Email: geschaeftsstelle@deutsches-ivf-register.de
www.german-ivf-registry.com

Technology Interface ARTbox® and D·I·R-own IVF software DIRproNOVA®
NEXUS / MEDITEX GmbH
Stobäusplatz 4 · 93047 Regensburg
Tel.: +49 (0)941 599 39 330
Email: meditex@nexus-meditex.de

Evaluation Software
Qlik Technologies Inc., King of Prussia, PA 19406, USA
QlikTech GmbH, Düsseldorf, Germany
www.qlik.com/de-de

Transact – Gesellschaft für Software & Analyse mbH
Hamburg, Germany
www.transact.de

Design and Layout
U&MI Visual Communication
Dipl.-Des. Soo-Hee Kim
Tel. +49 (0)176 125 060 07
Email: hello@uandmi.de

Copyright Deutsches IVF-Register e.V. (D·I·R)® 2026

Single versus Double Embryo Transfer – Insights from the German IVF Registry

The question of the optimal embryo transfer strategy remains a key issue in reproductive medicine. While double embryo transfer (DET) may increase the probability of pregnancy per transfer, single embryo transfer (SET) aims to avoid multiple pregnancies and their associated maternal and neonatal complications. Using data from the German IVF Registry (D·I·R)®, Krüssel et al. analysed the outcomes of two consecutive single embryo transfers (SET + SET) compared with a single double embryo transfer. The retrospective registry analysis included 25,780 first IVF/ICSI treatment cycles from 133 German fertility centres between 2017 and 2022, in which at least two blastocysts were available on the day of transfer. Following propensity score matching, 11,205 patients were included in each of the DET and SET groups. As expected, DET resulted in higher clinical pregnancy and live birth rates per fresh transfer than the first SET (CPR 49.2% versus 45.1%; LBR 38.4% versus 35.2%). However, when the second cryopreserved SET was taken into account, more women achieved a live birth after two consecutive SETs than after DET (45.6% versus 38.4%). The number of children born per 1,000 women treated was slightly higher after DET (503 versus 464), but this difference was almost entirely attributable to the higher multiple birth rate: 30.3% after DET compared with only 1.7% after two consecutive SETs. Accordingly, the preterm birth rate was approximately 2.5 times higher after DET (46.5% versus 18.1%); mean birth weight was also significantly lower, and extremely preterm births were more than three times as frequent. In contrast, the SET strategy resulted in substantially more singleton births and thus a considerable reduction in neonatal risks.

In the accompanying editorial, Kentenich emphasises that these registry data support the international trend towards elective SET. They challenge the assumption that transferring two embryos simultaneously results in substantially more births in the long term than two sequential single embryo transfers. At the same time, Germany's Embryo Protection Act and the resulting limited availability of embryos make the consistent implementation of a SET strategy more difficult.

Overall, the data demonstrate that, with appropriate patient selection, two consecutive SETs represent an effective strategy for maintaining high live birth rates while substantially reducing multiple pregnancies and preterm births.

Link: *https://www.aerzteblatt.de/archiv/einzelner-oder-doppelter-embryonentransfer-bei-unerfuelltem-kinderwunsch-147273ed-b51a-4b11-a557-6570afc25245*

Professor Jan-Steffen Krüssel (in charge), MD, Düsseldorf
Andreas Tandler-Schneider, MD, Berlin
Sascha Tauchert, MD, Saarbrücken

Fertility Treatment: Calculate Your Chances Yourself

Launched in May 2026, the online calculator ReproCheck—developed by the German IVF Registry (D·I·R)®—allows couples to independently assess their individual chances of pregnancy and childbirth based on high-quality registry data.

ReproCheck: Individual forecasts at the touch of a button! "What are my chances?" – this is a key question surrounding fertility treatment. ReproCheck enables individuals wishing to conceive to gain an initial, realistic picture of their individual prospects for success by entering just a few simple details. Age, medical history, and the potential type of treatment are all that is needed to better understand one's own chances of pregnancy and childbirth in just a few clicks.

ReproCheck is designed for couples who are either considering or currently undergoing treatment. However, it cannot replace a medical consultation: the starting point for those facing infertility—and consequently the chances of pregnancy and childbirth—is always unique and depends heavily on the specific patient and couple. Nevertheless, ReproCheck fosters informed decision-making during a sensitive phase of life.

For many affected individuals, ReproCheck offers valuable guidance. It helps to contextualize expectations, prepare for discussions with treating physicians, and make well-founded, joint decisions. The calculator is therefore intended as a supplementary source of information rather than a substitute for medical advice.

The validity of ReproCheck's results relies on a high-quality data foundation. The calculations incorporate data from over 600,000 treatments performed between 2020 and 2024, recorded at virtually all German fertility centers. This systematically collected and quality-assured registry data is reliable and representative of the fertility care landscape in Germany. Its strength thus lies in the quality and breadth of the data provided by the German IVF Registry.

ReproCheck is freely accessible, free of charge, and user-friendly. Clear structures and easy-to-understand presentations make the information accessible even to medical laypersons. Queries are not stored and remain anonymous.

With this initiative, the German IVF Registry is driving greater transparency and patient-centeredness in reproductive medicine – and is already developing the next generation!

Go to ReproCheck:
https://www.deutsches-ivf-register.de/patienten.php

In a Nutshell – 2024's and 2025's Findings of the German IVF-Registry

- 138 of the 141 member centres of the German IVF Registry (D·I·R®) had successfully exported their 2024 and 2025 treatment data by the reporting deadline. One newly established centre was still too new to be included, and in cooperation with two additional centres the data export could not be completed in time. The total number of validated treatment cycles recorded in 2025 was 136,770.
- Treatment cycles involving oocyte retrieval accounted for 61.1% of all cycles, while 38.9% were frozen embryo transfer (FET) cycles using previously cryopreserved oocytes or embryos. The proportion of cryopreservation cycles therefore continued to increase.
- The clinical pregnancy rate per embryo transfer in fresh cycles was 30.2% in 2025, compared with 31.5% per embryo transfer in frozen embryo transfer cycles.
- Despite the increasing adoption of single embryo transfer (SET) to reduce the risk of multiple pregnancies, the improvement in pregnancy rates following frozen embryo transfer is particularly noteworthy. The pregnancy rate per embryo transfer in frozen cycles increased from 26.2% in 2017 to 31.5% in 2024. The live birth rate per embryo transfer in 2024 was 22.3% in fresh cycles and 22.7% in frozen embryo transfer cycles.
- Maternal age continues to have a major impact on treatment success. Women aged 30–34 years achieved a 39.0% pregnancy rate and a 31.1% live birth rate per embryo transfer. In contrast, women aged 41–44 years had a pregnancy rate of 16.9% and a live birth rate of 8.9% per embryo transfer (IVF data 2020–2024).
- The continuous reduction in multiple births is particularly encouraging. Between 2017 and 2024, the multiple birth rate declined by 15.3 percentage points in fresh cycles and by more than 10 percentage points in frozen embryo transfer cycles. In 2024, multiple birth rates were 6.7% after fresh embryo transfer and 5.1% after frozen embryo transfer, compared with 22.0% and 15.4%, respectively, in 2017 *(also see D·I·R® Annual 2018)*.
- In treatment cycles with a favourable prognosis, single embryo transfer is increasingly becoming the standard of care. Although pregnancy rates are only slightly lower than after transferring two embryos, transferring two embryos dramatically increases the risk of multiple pregnancies and, consequently, pregnancy complications and preterm birth.
- Of particular importance is the cumulative live birth rate achieved after several embryo transfers following a single oocyte retrieval, provided embryos were successfully cryopreserved. After only one fresh embryo transfer followed by two frozen embryo transfers, more than half of all couples can expect the birth of a child, even though only a single ovarian stimulation and egg retrieval procedure was required.
- To date, 457,280 children have been born following IVF treatment documented in the German IVF Registry. This corresponds approximately to the combined populations of the German cities of Krefeld and Halle (Saale). In 2024, the rate of preterm birth (before 37 completed weeks of gestation) was 17.0% among singleton pregnancies, 87.8% among twins, and 100% among triplets.
- Assisted reproductive technologies remain very safe. The incidence of ovarian hyperstimulation syndrome (OHSS) following hormonal stimulation was only 0.3%, while complications associated with oocyte retrieval, such as bleeding, occurred in 0.6% of procedures.

Our recommendations for couples experiencing infertility

Remain optimistic. Seek advice at a specialised fertility centre before making treatment decisions. Choose a fertility centre that participates in the German IVF Registry (D·I·R)®. By contributing treatment data, these centres help ensure transparency, quality assurance, and continuous improvements in reproductive medicine.

Do not delay treatment unnecessarily. The chances of achieving pregnancy and live birth decline significantly with increasing maternal age.

Take advantage of single embryo transfer, blastocyst culture, and cryopreservation. These strategies maximise safety while preserving cumulative success rates. Cryopreservation ensures that no viable embryo is lost and provides additional opportunities for pregnancy - with relatively little effort - for a first, second, or even third child.

Brief overview of the most important results for the public

As in previous years, the following pages provide a concise overview of the most important findings from the German IVF Registry.

The first summary presents the outcomes of all treatment cycles initiated in 2024, including their final outcomes through to live birth.

The second summary illustrates the age-dependent changes in the pregnancy rate per embryo transfer, as well as the corresponding live birth and miscarriage rates.

The third summary focuses on the cumulative pregnancy rate per embryo transfer, irrespective of whether the embryo was transferred in a fresh cycle or after cryopreservation (frozen embryo transfer). After four embryo transfers, the cumulative pregnancy rate exceeds 70%.

Summary D·I·R® Statistic in Brief 2024 – CoD April 28th, 2026

IVF, ICSI, IVF/ISCI - Prospective and Retrospective Data

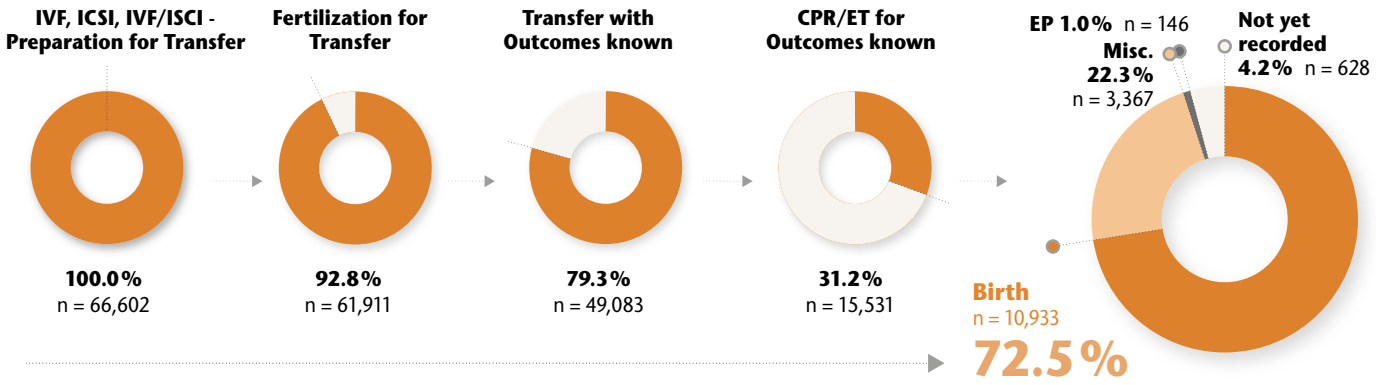

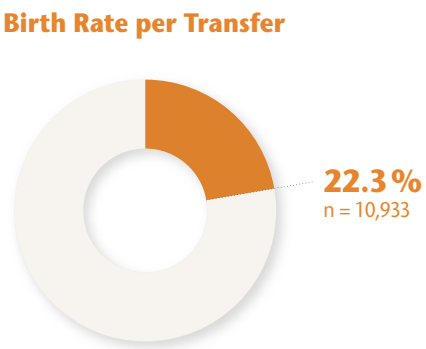

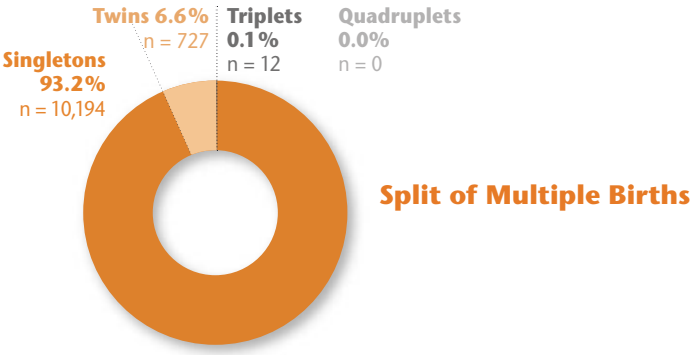

In 2024, a total of 66,742 fresh IVF/ICSI treatment cycles involving ovarian stimulation and oocyte retrieval were performed in Germany. This represents an increase of 140 cycles compared with 2023.

An embryo transfer with a known treatment outcome was performed in 79.3% of these cycles.

The live birth rate per embryo transfer remained virtually unchanged at 22.3% in 2024 compared with 2023, despite a continued and substantial reduction in the multiple birth rate. This development can be regarded as a major success of the increasing implementation of the single embryo transfer (SET) strategy.

Whereas 1,017 twin deliveries (9.1% of all births) were recorded in 2023, this number declined to 727 twin deliveries in 2024, corresponding to only 6.6% of all births.

Today, 93.2% of all births following assisted reproductive treatment are singleton births. Although the overall multiple birth rate has fallen markedly to 6.7%, it remains slightly higher than in several other European countries. In Scandinavian countries and the Netherlands, for example, multiple birth rates have reached levels comparable to those seen after natural conception, i.e. below 5%. Nevertheless, we are encouraged by the continuing downward trend in Germany, as multiple pregnancies are associated with a markedly increased risk of preterm birth, affecting more than 80% of such pregnancies.

Pregnancy Rate and Ongoing Pregnancy as a Function of Female Age 2024

Prospective Data

IVF, ICSI, IVF/ICSI 2024

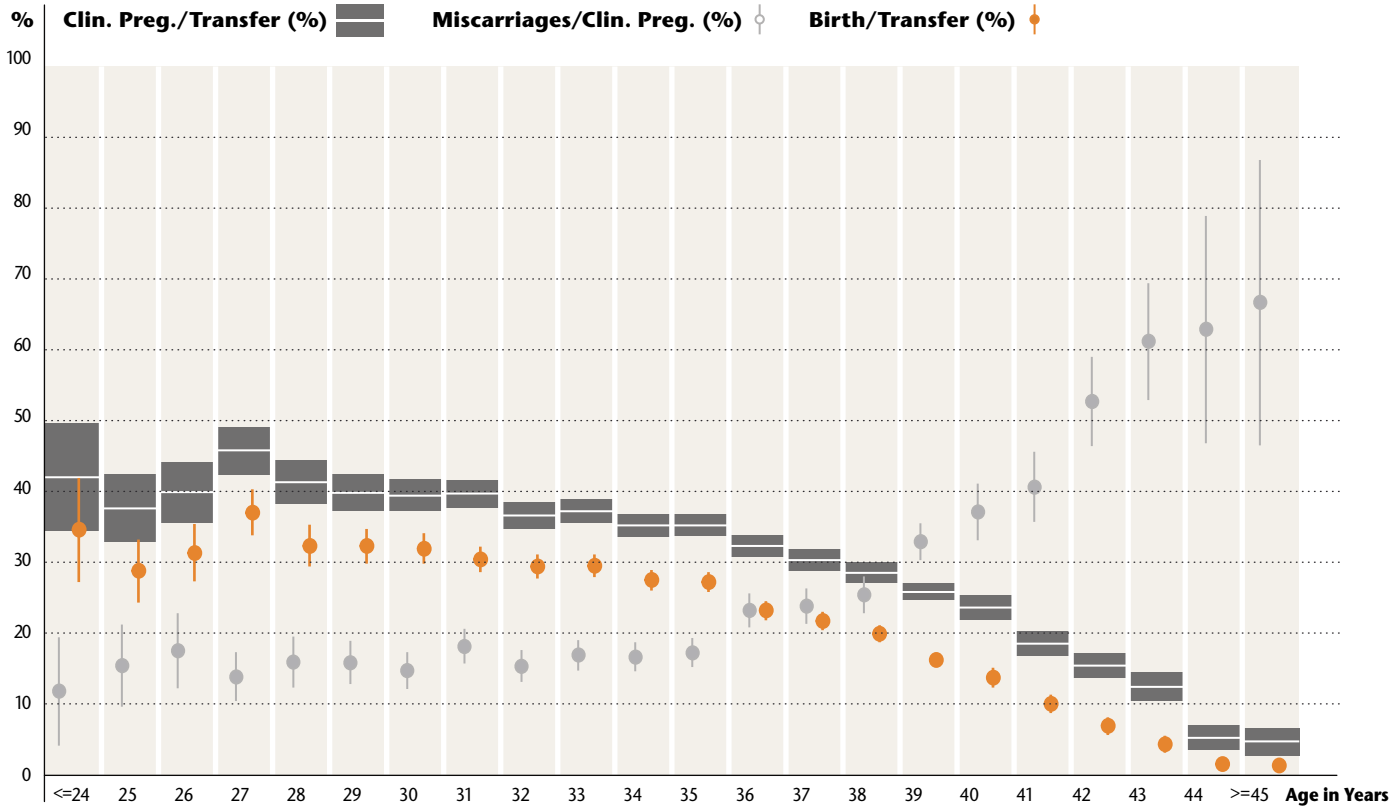

	<=24	25	26	27	28	29	30	31	32	33	34	35	36	37	38	39	40	41	42	43	44	>=45	Age in Years
n	164	396	502	838	965	1,385	1,816	2,418	2,707	3,236	3,627	3,858	3,727	3,724	3,797	4,971	2,402	2,050	1,583	1,086	672	455	**ET**
%	42.0	37.6	39.9	45.8	41.3	39.8	39.4	39.7	36.6	37.2	35.2	35.2	32.3	30.3	28.5	25.8	23.6	18.5	15.4	12.4	5.2	4.7	**CP/ET**
n	56	114	157	310	310	445	579	735	795	955	995	1,047	863	806	757	803	328	205	109	46	10	6	**Birth**

Pregnancy, miscarriage, and birth rates: The 95% confidence intervals shown indicate how precisely the respective rate can be estimated based on the available data.

This figure illustrates the relationship between maternal age and the pregnancy rate, live birth rate, and miscarriage rate. The analysis includes fresh IVF and ICSI treatment cycles only, with pregnancy and live birth rates calculated per embryo transfer.

Up to the age of 31 years, the pregnancy rate remains above 39% per embryo transfer. The live birth rate exceeds 25% per embryo transfer until 35 years of age. These findings are highly relevant for patient counselling and for providing realistic estimates of the chances of treatment success.

Age-related changes in the miscarriage rate should also be discussed during counselling. While the miscarriage rate remains well below 20% per pregnancy in women younger than 35 years, it increases to 37.1% at the age of 40 years and exceeds 66% in women aged 45 years or older.

For example, a 35-year-old woman has a pregnancy rate of 35.2% and a live birth rate of 27.2% per embryo transfer.

From the age of 40 years onwards, both pregnancy and live birth rates decline markedly with each additional year of age. Every year has a substantial impact on the likelihood of treatment success. Among women aged 45 years and older, only 21 pregnancies (4.7%) were achieved following 455 embryo transfers, resulting in just six live births, corresponding to a live birth rate of 1.3% per embryo transfer during the entire year 2024.

These findings underline the importance of timely fertility treatment, particularly for women aged 35 years and older, who represent the largest proportion of patients attending fertility centres. Early counselling and treatment can make a significant difference to the likelihood of achieving a successful pregnancy and live birth.

Pregnancies Cumulative 2020 – 2024

Prospective Data

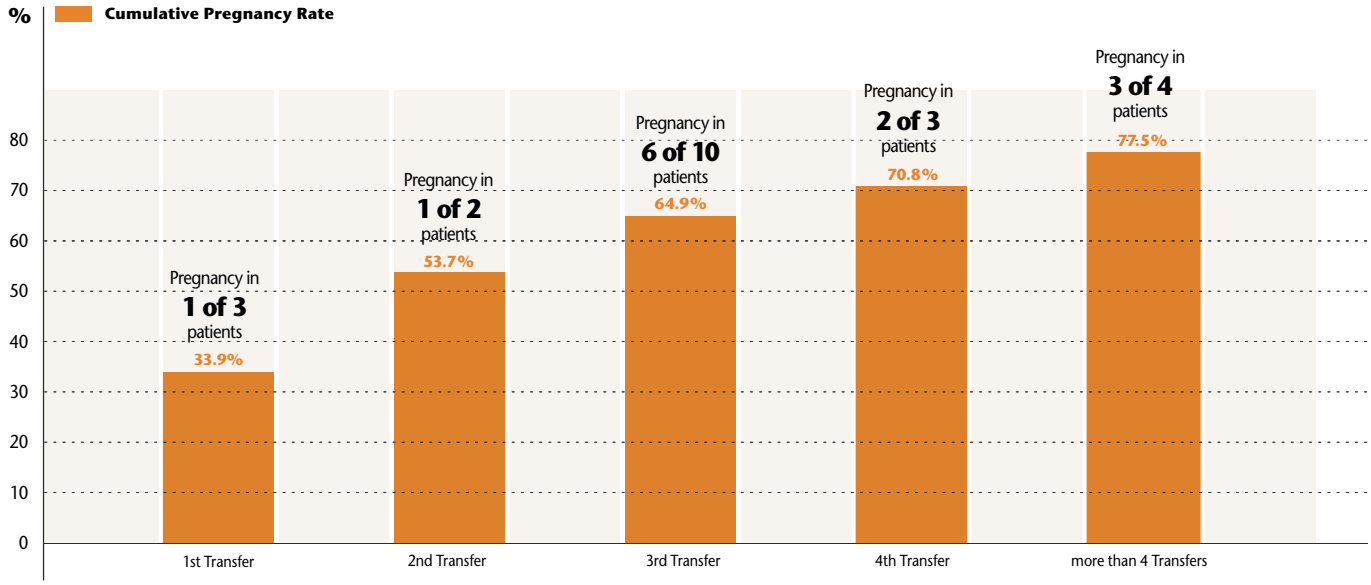

2020 – 2023 total	Fresh Cycles w. Transfer	CP (Fresh Cycles)	CP (Fresh Cycles) in %	Cryo Cycles w. Transfer	CP (Cryo Cycles)	CP/ET (Cryo Cycles) in %	Cum. CP	Cumulative Pregnancy Rate in %
1st Transfer	130,660	44,051	33.7	28,993	10,129	34.9	54,180	**33.9**
2nd Transfer	43,275	12,747	29.5	58,697	18,733	31.9	85,660	**53.7**
3rd Transfer	23,903	6,892	28.8	35,670	11,034	30.9	103,586	**64.9**
4th Transfer	12,480	3,536	28.3	20,335	5,928	29.2	113,050	**70.8**
>4 Transfers	14,031	3,596	25.6	26,462	7,015	26.5	123,661	**77.5**

Follow-up clinical pregnancies until Dec. 31st, 2025.
No distinction was made here as to the order in which a patient underwent fresh or thawing cycles from the second transfer onwards.

For patient counselling and estimating the likelihood of treatment success, it is important to consider not only the pregnancy and live birth rates per treatment cycle or per embryo transfer, but also the cumulative pregnancy rate across multiple embryo transfers. This has become particularly relevant in the era of single embryo transfer (SET)and the markedly improved outcomes achieved with vitrification-based cryopreservation.

For this reason, we have calculated cumulative pregnancy rates per embryo transfer, irrespective of whether the subsequent transfer occurred in a second fresh treatment cycle or after thawing a cryopreserved embryo (frozen embryo transfer, FET).

After two embryo transfers, 53.7% of patients had achieved a pregnancy. Following three transfers, more than six out of ten patients were pregnant, and after four transfers, more than two-thirds of all patients had achieved pregnancy.

This analysis also includes treatment cycles in which the first embryo transfer was not performed in the fresh cycle but only after thawing a cryopreserved embryo—for example, when a fresh embryo transfer had to be cancelled for medical reasons. In total, 28,993 first embryo transfers were performed after thawing. Interestingly, the pregnancy rate after frozen embryo transfer was slightly higher than after fresh embryo transfer (34.9% vs. 33.7%).

Achieving high cumulative pregnancy rates is largely made possible by cryopreservation, allowing additional embryo transfers after thawing without the need for another cycle of ovarian stimulation and oocyte retrieval.

In Germany, however, statutory health insurance still does not reimburse either cryopreservation or subsequent frozen embryo transfers. This financial barrier prevents some couples from taking full advantage of the opportunities offered by cryopreservation. Nevertheless, the use of cryopreservation continues to increase, as success rates are at least equivalent to those of fresh transfers while requiring considerably less physical and emotional effort for patients.

Conclusion:
Although receiving a negative pregnancy test after an embryo transfer is understandably disappointing, the fact that more than two-thirds of patients achieve pregnancy after up to four embryo transfers — including frozen embryo transfers — should provide hope. These cumulative success rates are of great importance for patient counselling and highlight the value of continuing treatment when appropriate.

Ute Czeromin (in charge), MD, Mülheim an der Ruhr
Andreas Tandler-Schneider, MD, Berlin
Professor Jan-Steffen Krüssel, MD, Düsseldorf
Sascha Tauchert, MD, Saarbrücken

Special Evaluation: Outcomes of Fresh Cycles by Patient's Age and AMH Levels

Plausible cycles, treatment performed: IVF, ICSI, IVF/ICSI, years 2024 and 2025

Following the initial evaluation of AMH levels for the year 2024 in the previous D·I·R® Annual, a dataset covering two full calendar years (2024 and 2025) is now available. The AMH level is an established marker of ovarian reserve and is of high clinical relevance for both individual prognosis assessment during patient counseling and the determination of an appropriate stimulation strategy.

A total of **109,996 fresh cycles** initiated in 2024 and 2025 were included in the analysis. A documented AMH level was available for **83,849 cycles**, representing **76.2%** of all initiated cycles. This marks an increase in the documentation rate compared to the single year 2024 (58,592 cycles or 72.7%). The larger sample size and improved data completeness now allow for significantly more robust results and more nuanced analyses.

AMH value groups (ng/mL)	**<0.25**	**0.25-0.50**	**>0.50-0.99**	**Total <1**	**1-3.5**	**>3.5**	**Total**
Started fresh cycles with AMH > 0	5,063	7,691	13,569	26,323	41,138	16,388	83,849
Mean age of patients	38.4	38.0	37.2	37.6	35.5	33.4	35.7
Oocytes retrieved (mean)	2.51	3.79	5.60	4.48	9.09	11.58	8.13
2PN oocytes assessed (mean)	1.39	2.06	2.98	2.40	4.77	5.93	4.25
Mean culture duration (days)	3.39	3.65	3.95	3.77	4.29	4.41	4.16
Transfers: IVF, ICSI, IVF/ICSI	3.510	6.043	11.396	20.949	36.941	14.748	72.638
Transfers (%) per started fresh cycle	69.3	78.6	84.0	79.6	89.8	90.0	86.6
Proportion of fresh cycles with transfer and cryopreservation (%)	11.2	19.6	31.8	24.8	51.2	61.9	45.8
CP IVF, ICSI, IVF/ICSI	704	1,365	2,956	5,025	11,812	5,499	22,336
CP / embryo transfer: IVF, ICSI, IVF/ICSI	20.1	22.7	26.0	24.1	32.0	37.3	30.8

In addition, a more detailed subdivision of patients with an **AMH level <1.0 ng/mL** was newly introduced, comprising the groups **<0.25 ng/mL, 0.25–0.49 ng/mL, and >0.50–0.99 ng/mL.**

Furthermore, the previous pragmatic classification of patients within the **AMH <1.0 ng/mL** clusters was expanded and now includes the age groups **<30 years, 30–34 years, 35–39 years, and ≥40 years**.

This differentiation improves the **clinical interpretation of the results** and supports more **individualized patient counseling**.

Clinical Pregnancy/ET IVF, ICSI, IVF/ICSI % Transfer by Patient's Age and AMH Groups <1 ng/mL

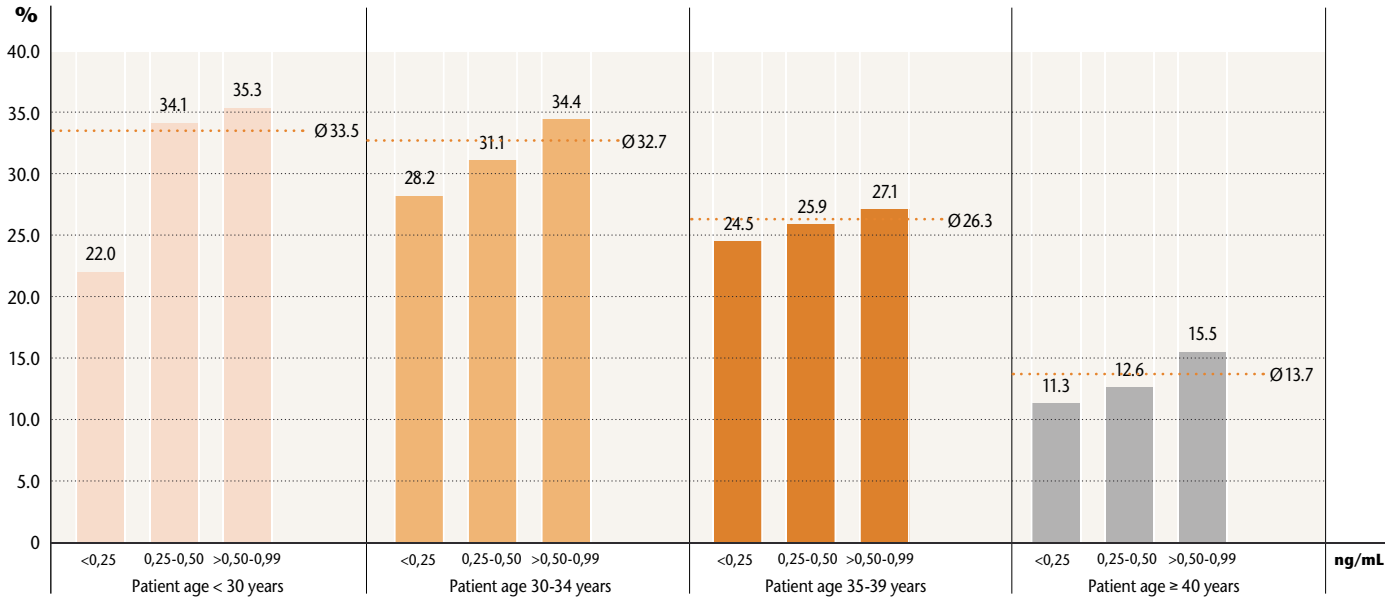

Clinical Pregnancy/ET IVF, ICSI, IVF/ICSI % Transfer by Patient's Age and AMH Groups <1 ng/mL

Patient age	< 30 Years				30–34 Years				35–39 Years				≥ 40 Years			
AMH value groups (ng/mL)	**<0.25**	**0.25-0.50**	**>0.50-0.99**	**Total**	**<0.25**	**0.25-0.50**	**>0.50-0.99**	**Total**	**<0.25**	**0.25-0.50**	**>0.50-0.99**	**Total**	**<0.25**	**0.25-0.50**	**>0.50-0.99**	**Total**
Started fresh cycles with AMH > 0	118	205	526	849	696	1,172	2,677	4,545	2,315	3,651	6,774	12,740	1,934	2,663	3,592	8,189
Mean age of patients	27.5	27.6	27.7	27.6	32.6	32.5	32.5	32.5	37.5	37.4	37.3	37.4	42.2	41.9	41.8	41.9
Oocytes retrieved (Ø)	2.70	5.57	6.81	5.94	3.13	4.59	6.53	5.51	2.58	3.89	5.68	4.60	2.20	3.17	4.58	3.56
2PN oocytes assessed (Ø)	1.53	3.07	3.63	3.20	1.77	2.46	3.46	2.94	1.44	2.12	3.03	2.48	1.19	1.72	2.43	1.91
Mean culture duration (days)	3.34	3.96	4.13	4.00	3.56	3.78	4.12	3.96	3.42	3.69	3.94	3.79	3.29	3.50	3.78	3.59
Transfers: IVF, ICSI, IVF/ICSI	82	179	466	727	516	961	2,339	3,816	1,616	2,950	5,739	10,305	1,296	1,953	2,852	6,101
Transfers (%)/started fresh cycle	69.5	87.3	88.6	85.6	74.1	82.0	87.4	84.0	69.8	80.8	84.7	80.9	67.0	73.3	79.4	74.5
Proportion of fresh cycles with transfer and cryopreservation (%)	15.9	27.4	39.3	33.7	19.2	25.6	41.3	34.4	12.7	22.0	33.1	26.7	5.8	12.3	20.0	14.5
CPs IVF, ICSI, IVF/ICSI	18	61	164	243	145	298	803	1,246	395	761	1,548	2,704	146	245	441	832
CPs/ET: IVF, ICSI, IVF/ICSI	22.0	34.1	35.3	33.5	28.2	31.1	34.4	32.7	24.5	25.9	27.1	26.3	11.3	12.6	15.5	13.7

As expected, a clear association was observed between AMH levels and treatment success. The lowest clinical pregnancy rate per embryo transfer was found in patients with **AMH levels <0.25 ng/mL (20.1%)**, whereas patients with **AMH levels >3.5 ng/mL** achieved the highest pregnancy rate at **37.3% per transfer**. Notably, however, even within the patient group with the lowest AMH levels, **one in five women** achieved a clinical pregnancy following embryo transfer. A limiting factor to consider is that, in this group, only **69.3%** of initiated fresh cycles actually resulted in an embryo transfer, compared to **86.6%** in the overall cohort.

For the clinical assessment of this patient group, the live birth rate will be of particular interest in the future, allowing for an investigation into whether low AMH levels are associated with an increased risk of miscarriage. Such analyses will become possible in future annual reports as follow-up data accumulates.

Within the group with **AMH levels <0.25 ng/mL**, stratification by age reveals interesting differences. The highest clinical pregnancy rate per embryo transfer was observed among women aged **30 to 34 (28.2%)**. However, given the - in some cases - still small sample sizes, these results should be interpreted with caution.

At the same time, the data demonstrate that patients aged **≥40 years** with an **AMH level <0.25 ng/mL** can still achieve a clinical pregnancy rate of **11.4% per embryo transfer**. These findings can thus make a significant contribution to realistic prognostic assessments when counseling patients with severely diminished ovarian reserve.

To the best of our knowledge, this marks the first time registry data have been presented that provide such a detailed breakdown of treatment outcomes for patients with **AMH levels below 1 ng/mL**.

	All Patients			
AMH value groups (ng/mL)	**<0.25**	**0.25-0.50**	**>0.50-0.99**	**Total**
Started fresh cycles with AMH > 0	5,063	7,691	13,569	26,323
Mean age of patients	38.4	38.0	37.2	37.6
Oocytes retrieved (mean)	2.51	3.79	5.60	4.48
2PN oocytes assessed (mean)	1.39	2.06	2.98	2.40
Mean culture duration (days)	3.39	3.65	3.95	3.77
Transfers: IVF, ICSI, IVF/ICSI	3,510	6,043	11,396	20,949
Transfers (%) per started fresh cycle	69.3	78.6	84.0	79.6
Proportion of fresh cycles with transfer and cryopreservation (%)	11.2	19.6	31.8	24.8
CPs IVF, ICSI, IVF/ICSI	704	1,365	2,956	5,025
CPs/ET : IVF, ICSI, IVF/ICSI	20.1	22.7	26.0	24.1

When interpreting the results, it should be noted that different **AMH assays** may yield systematic differences in measured hormone concentrations, potentially limiting comparability between laboratories. Further in-depth analyses are planned for future evaluations, with a particular focus on **live birth rates** and their relationship to AMH levels.

Andreas Tandler-Schneider (in charge), MD, Berlin
Professor Jan-Steffen Krüssel, MD, Düsseldorf
Sascha Tauchert, MD, Saarbrücken

Special analysis: Cryopreservation at a young age – a possible solution to the age-related decline in the chances of pregnancy and childbirth

The age-related decline in pregnancy and birth rates remains a significant limitation, despite continuous improvements in assisted reproductive technologies.

The treatment effort required to achieve a live birth increases substantially with age. While women up to the age of 34 require an average of 4.5 stimulation cycles and 3.3 embryo transfers, women aged 41 and older would theoretically require 14.2 stimulation cycles and 9.3 embryo transfers to achieve a live birth.

For the first time, thanks to an expansion of the D·I·R® analyses presented in this Annual, it has been possible to analyze the probability of pregnancy in thaw cycles while taking into account the woman's age at the time of oocyte retrieval.

This analysis was based on 260,191 embryo transfers from fresh cycles and 173,831 embryo transfers from thaw cycles performed between 2020 and 2024.

Patient age	Stimulation cycles started/birth (n)	Transfers/birth (n)
<=29	4.2	3.0
30-34	4.5	3.3
35-39	6.5	4.6
40	10.9	7.3
41	14.2	9.3
42	21.9	13.8
43	34.7	20.8
44	64.0	36.4
>=45	174.3	89.9

Table 1: Number of treatments theoretically required based on the patient's age. Cycle years 2020–2024; plausible fresh cycles (excluding "freeze-all" cycles) with initiated stimulation. Analysis of 58,795 births.

To assess the impact of cryopreservation, the results from fresh cycles (orange) were compared with those from thaw cycles (blue) in which oocyte retrieval had taken place in one or more younger age groups. This comparison alone reveals a consistent improvement in birth rates across almost all age groups. The benefit is evident even when oocyte retrieval occurs between the ages of 35 and 39.

Table 2: Comparison of age-dependent results in fresh cycles with results from thaw cycles, stratified by age at oocyte retrieval. (fresh cycle columns: **orange**, thaw cycle columns: **white**).

	Comparison		Comparison		Comparison		Comparison	
Patient age groups	**30-34**	**<=29**	**35-39**	**30-34**	**>=40**	**30-34**	**>=40**	**35-39**
Cryo-thaw performed		24,449		69,362		69,362		70,078
Embryo transfers	79,673	23,424	110,251	66,354	45,323	66,354	45,323	67,034
Clinical pregnancies	30,323	8,535	33,525	22,912	7,572	22,912	7,572	19,383
Clinical pregnancies (%) / ET	38.1	36.5	**30.5**	**34.6**	**16.8**	**34.6**	**16.8**	**29.0**
Miscarriages (%) / Clinical pregnancies	16.4	19.5	24.7	19.4	43.1	19.4	43.1	26.0
Births	24,095	6,453	23,834	17,433	3,996	17,433	3,996	13,544
Births (%) / ET	30.3	27.6	**21.7**	**26.3**	**8.8**	**26.3**	**8.8**	**20.3**
Thawing: Mean patient age at time of retrieval cycle		27.4		32.2		32.2		37.0
Mean duration of cryostorage (days)		272		269		269		248
Mean duration of cryostorage (years)		0.7		0.7		0.7		0.7
Mean patient age at thawing		28.3		33.0		33.0		37.6

This relationship is even more pronounced when the storage duration is also taken into account. For this purpose, only thawing cycles with a storage duration of at least 1,000 days were evaluated.

The following table 3: Comparison of age-dependent results in fresh cycles with results from thaw cycles, stratified by age at oocyte retrieval. See next page.

	Comparison		Comparison		Comparison		Comparison	
Patient age groups	**30-34**	**<=29**	**35-39**	**30-34**	**>=40**	**30-34**	**>=40**	**35-39**
Cryo-thaw performed		2,309		5,571		5,571		3,771
Embryo transfers	79,673	2,190	110,251	5,298	45,323	5,298	45,323	3,549
Clinical pregnancies	30,323	877	33,525	1,973	7,572	1,973	7,572	1,114
Clinical pregnancies (%) / ET	38.1	40.2	**30.5**	**37.4**	**16.8**	**37.4**	**16.8**	**31.7**
Miscarriages (%) / Clinical pregnancies	16.4	18.4	24.7	17.1	43.1	17.1	43.1	23.2
Births	24,095	649	23,834	1,529	3,996	1,529	3,996	801
Births (%) / ET	30.3	29.7	**21.7**	**29.0**	**8.8**	**29.0**	**8.8**	**22.8**
Thawing: Mean patient age at time of retrieval cycle		27.4		32.1		32.1		36.7
Mean duration of cryostorage (days)		1,364		1,331		1,331		1,340
Mean duration of cryostorage (years)		3.7		3.6		3.6		3.7
Mean patient age at thawing		31.1		35.7		35.7		40.2

The chances of success for treatment in a thaw cycle vary depending on whether fertilized oocytes at the pronuclear stage or embryos were cryopreserved, or whether unfertilized oocytes were frozen—for instance, as part of preventive oocyte cryopreservation (PEKK, formerly known as "social freezing").

Although pregnancy rates following oocyte thawing are currently lower when ICSI is performed only after the oocytes have been thawed, this analysis also demonstrates a clear advantage to cryopreservation at a younger age.
The following table 3: Comparison of the age-dependent results in fresh cycles with the results of thawing cycles after a storage period of ≥ 1,000 days depending on the age at egg collection

	Comparison		Comparison		Comparison		Comparison	
Patient age groups	**30-34**	**<=29**	**35-39**	**30-34**	**>=40**	**30-34**	**>=40**	**35-39**
Cryo-thaw performed		169		423		423		752
Embryo transfers	79,673	119	110,251	309	45,323	309	45,323	565
Clinical pregnancies	30,323	37	33,525	96	7,572	96	7,572	137
Clinical pregnancies (%) / ET	38.1	31.4	**30.5**	**31.2**	**16.8**	**31.2**	**16.8**	**24.4**
Miscarriages (%) / Clinical pregnancies	16.4	32.4	24.7	28.1	43.1	28.1	43.1	26.3
Births	24,095	25	23,834	66	3,996	66	3,996	98
Births (%) / ET	30.3	21.2	**21.7**	**21.4**	**8.8**	**21.4**	**8.8**	**17.5**
Thawing: Mean patient age at time of retrieval cycle		27.0		32.3		32.3		37.1
Mean duration of cryostorage (days)		404		407		407		654
Mean duration of cryostorage (years)		1.1		1.1		1.1		1.8
Mean patient age at thawing		28.4		33.5		33.5		38.8

Conclusion

Based on the expanded D·I·R® analysis, the data presented here demonstrate for the first time the significant impact that the woman's age at the time of oocyte retrieval has on subsequent treatment outcomes following cryopreservation.

A comparison of fresh cycles and thaw cycles using cryopreserved embryos from younger age groups consistently shows higher birth rates in women aged 30 and older. This advantage is also evident even when oocytes are retrieved between the ages of 35 and 39 and persists even after prolonged storage.

These results underscore the clinical benefit of cryopreservation at a younger age and should be incorporated into patient counseling. Specifically, patients should be advised that – whenever possible – additional cryopreservation should be performed during a fresh cycle. Furthermore, and particularly before a decision is made to discard cryopreserved entities, it should be pointed out that doing so reduces the chances of fulfilling a future or additional desire for a child.

We acknowledge that patients undergoing transfer with cryopreserved entities are, on average, younger at the time of transfer than those in fresh cycles. However, there are currently insufficient cases to compare identical age groups directly. We anticipate seeing increasingly robust data in the near future.

For Patient Counseling

The following heatmap displays birth rates broken down by the woman's age at the time of oocyte retrieval (G) and her age during the fresh cycle (F), as well as the respective difference in percentage points (D). The x-axis represents the woman's age during the fresh cycle, while the y-axis represents her age at the time of oocyte retrieval.

By way of example, the birth rate for a 39-year-old patient in a fresh cycle is 16.8%. In contrast, if cryopreserved entities retrieved at age 31 are available, the birth rate rises to 27.7%. The heatmap illustrates this relationship through color coding.The green area indicates age combinations where using previously cryopreserved ocytes or embryos offers a greater advantage.

Sylvia Bartnitzky (in charge), MD, Düsseldorf
Ute Czeromin (in charge), MD, Mülheim an der Ruhr
Andreas Tandler-Schneider, MD, Berlin
Professor Jan-Steffen Krüssel, MD, Düsseldorf
Sascha Tauchert, MD, Saarbrücken

Differences in birth rates in thaw cycles by patient's age in the fresh retrieval cycle compared with patient's age in a later fresh cycle

Example: A patient is currently 35 (row) and plans to give birth only at age 39 (column). Cryopreserved entities frozen today at age 35 have a predicted birth rate of 24.1%. In a fresh cycle at age 39, this rate decreases by 7.3 percentage points to a predicted birth rate of only 16.8%.

Patient age in the retrieval cycle (age of the thawed cryopreserved entities)	Patient age in the fresh cycle																					
	<= 24	25	26	27	28	29	30	31	32	33	34	35	36	37	38	39	40	41	42	43	44	>=45
<=24	G 27.0 / F 31.2 D -4.1	G 27.0 / F 31.9 D -4.9	G 27.0 / F 32.6 D -5.6	G 27.0 / F 34.0 D -7.0	G 27.0 / F 34.2 D -7.1	G 27.0 / F 33.6 D -6.5	G 27.0 / F 31.9 D -4.9	G 27.0 / F 31.1 D -4.0	G 27.0 / F 31.0 D -4.0	G 27.0 / F 29.8 D -2.7	G 27.0 / F 28.8 D -1.7	G 27.0 / F 26.9 D +0.1	G 27.0 / F 24.6 D +2.4	G 27.0 / F 22.4 D +4.7	G 27.0 / F 19.8 D +7.2	G 27.0 / F 16.8 D +10.2	G 27.0 / F 13.6 D +13.4	G 27.0 / F 10.6 D +16.4	G 27.0 / F 7.2 D +19.8	G 27.0 / F 4.7 D +22.4	G 27.0 / F 2.8 D +24.2	G 27.0 / F 1.1 D +25.9
25		G 26.9 / F 31.9 D -5.0	G 26.9 / F 32.6 D -5.7	G 26.9 / F 34.0 D -7.1	G 26.9 / F 34.2 D -7.3	G 26.9 / F 33.6 D -6.7	G 26.9 / F 31.9 D -5.0	G 26.9 / F 31.1 D -4.2	G 26.9 / F 31.0 D -4.1	G 26.9 / F 29.8 D -2.9	G 26.9 / F 28.8 D -1.9	G 26.9 / F 26.9 D -0.0	G 26.9 / F 24.6 D +2.3	G 26.9 / F 22.4 D +4.5	G 26.9 / F 19.8 D +7.1	G 26.9 / F 16.8 D +10.1	G 26.9 / F 13.6 D +13.3	G 26.9 / F 10.6 D +16.3	G 26.9 / F 7.2 D +19.7	G 26.9 / F 4.7 D +22.2	G 26.9 / F 2.8 D +24.1	G 26.9 / F 1.1 D +25.8
26			G 26.6 / F 32.6 D -6.1	G 26.6 / F 34.0 D -7.4	G 26.6 / F 34.2 D -7.6	G 26.6 / F 33.6 D -7.0	G 26.6 / F 31.9 D -5.4	G 26.6 / F 31.1 D -4.5	G 26.6 / F 31.0 D -4.5	G 26.6 / F 29.8 D -3.2	G 26.6 / F 28.8 D -2.2	G 26.6 / F 26.9 D -0.3	G 26.6 / F 24.6 D +2.0	G 26.6 / F 22.4 D +4.2	G 26.6 / F 19.8 D +6.8	G 26.6 / F 16.8 D +9.7	G 26.6 / F 13.6 D +13.0	G 26.6 / F 10.6 D +16.0	G 26.6 / F 7.2 D +19.4	G 26.6 / F 4.7 D +21.9	G 26.6 / F 2.8 D +23.8	G 26.6 / F 1.1 D +25.5
27				G 27.7 / F 34.0 D -6.3	G 27.7 / F 34.2 D -6.5	G 27.7 / F 33.6 D -5.9	G 27.7 / F 31.9 D -4.2	G 27.7 / F 31.1 D -3.4	G 27.7 / F 31.0 D -3.3	G 27.7 / F 29.8 D -2.1	G 27.7 / F 28.8 D -1.1	G 27.7 / F 26.9 D +0.8	G 27.7 / F 24.6 D +3.1	G 27.7 / F 22.4 D +5.3	G 27.7 / F 19.8 D +7.9	G 27.7 / F 16.8 D +10.9	G 27.7 / F 13.6 D +14.1	G 27.7 / F 10.6 D +17.1	G 27.7 / F 7.2 D +20.5	G 27.7 / F 4.7 D +23.0	G 27.7 / F 2.8 D +24.9	G 27.7 / F 1.1 D +26.6
28					G 28.0 / F 34.2 D -6.2	G 28.0 / F 33.6 D -5.6	G 28.0 / F 31.9 D -4.0	G 28.0 / F 31.1 D -3.1	G 28.0 / F 31.0 D -3.1	G 28.0 / F 29.8 D -1.8	G 28.0 / F 28.8 D -0.8	G 28.0 / F 26.9 D +1.1	G 28.0 / F 24.6 D +3.4	G 28.0 / F 22.4 D +5.6	G 28.0 / F 19.8 D +8.2	G 28.0 / F 16.8 D +11.2	G 28.0 / F 13.6 D +14.4	G 28.0 / F 10.6 D +17.4	G 28.0 / F 7.2 D +20.8	G 28.0 / F 4.7 D +23.3	G 28.0 / F 2.8 D +25.2	G 28.0 / F 1.1 D +26.9
29						G 27.9 / F 33.6 D -5.6	G 27.9 / F 31.9 D -4.0	G 27.9 / F 31.1 D -3.1	G 27.9 / F 31.0 D -3.1	G 27.9 / F 29.8 D -1.8	G 27.9 / F 28.8 D -0.9	G 27.9 / F 26.9 D +1.0	G 27.9 / F 24.6 D +3.3	G 27.9 / F 22.4 D +5.6	G 27.9 / F 19.8 D +8.1	G 27.9 / F 16.8 D +11.1	G 27.9 / F 13.6 D +14.3	G 27.9 / F 10.6 D +17.3	G 27.9 / F 7.2 D +20.7	G 27.9 / F 4.7 D +23.2	G 27.9 / F 2.8 D +25.1	G 27.9 / F 1.1 D +26.8
30							G 27.2 / F 31.9 D -4.8	G 27.2 / F 31.1 D -3.9	G 27.2 / F 31.0 D -3.9	G 27.2 / F 29.8 D -2.6	G 27.2 / F 28.8 D -1.6	G 27.2 / F 26.9 D +0.3	G 27.2 / F 24.6 D +2.5	G 27.2 / F 22.4 D +4.8	G 27.2 / F 19.8 D +7.3	G 27.2 / F 16.8 D +10.3	G 27.2 / F 13.6 D +13.6	G 27.2 / F 10.6 D +16.6	G 27.2 / F 7.2 D +20.0	G 27.2 / F 4.7 D +22.5	G 27.2 / F 2.8 D +24.4	G 27.2 / F 1.1 D +26.1
31								G 27.7 / F 31.1 D -3.4	G 27.7 / F 31.0 D -3.4	G 27.7 / F 29.8 D -2.1	G 27.7 / F 28.8 D -1.1	G 27.7 / F 26.9 D +0.8	G 27.7 / F 24.6 D +3.1	G 27.7 / F 22.4 D +5.3	G 27.7 / F 19.8 D +7.9	G 27.7 / F 16.8 D +10.9	G 27.7 / F 13.6 D +14.1	G 27.7 / F 10.6 D +17.1	G 27.7 / F 7.2 D +20.5	G 27.7 / F 4.7 D +23.0	G 27.7 / F 2.8 D +24.9	G 27.7 / F 1.1 D +26.6
32									G 27.0 / F 31.0 D -4.1	G 27.0 / F 29.8 D -2.8	G 27.0 / F 28.8 D -1.8	G 27.0 / F 26.9 D +0.1	G 27.0 / F 24.6 D +2.4	G 27.0 / F 22.4 D +4.6	G 27.0 / F 19.8 D +7.2	G 27.0 / F 16.8 D +10.1	G 27.0 / F 13.6 D +13.4	G 27.0 / F 10.6 D +16.4	G 27.0 / F 7.2 D +19.8	G 27.0 / F 4.7 D +22.3	G 27.0 / F 2.8 D +24.2	G 27.0 / F 1.1 D +25.9
33										G 25.5 / F 29.8 D -4.3	G 25.5 / F 28.8 D -3.3	G 25.5 / F 26.9 D -1.4	G 25.5 / F 24.6 D +0.8	G 25.5 / F 22.4 D +3.1	G 25.5 / F 19.8 D +5.6	G 25.5 / F 16.8 D +8.6	G 25.5 / F 13.6 D +11.9	G 25.5 / F 10.6 D +14.9	G 25.5 / F 7.2 D +18.3	G 25.5 / F 4.7 D +20.8	G 25.5 / F 2.8 D +22.7	G 25.5 / F 1.1 D +24.4
34											G 24.9 / F 28.8 D -3.9	G 24.9 / F 26.9 D -2.0	G 24.9 / F 24.6 D +0.3	G 24.9 / F 22.4 D +2.6	G 24.9 / F 19.8 D +5.1	G 24.9 / F 16.8 D +8.1	G 24.9 / F 13.6 D +11.3	G 24.9 / F 10.6 D +14.3	G 24.9 / F 7.2 D +17.7	G 24.9 / F 4.7 D +20.2	G 24.9 / F 2.8 D +22.1	G 24.9 / F 1.1 D +23.8
35												G 24.1 / F 26.9 D -2.8	G 24.1 / F 24.6 D -0.5	G 24.1 / F 22.4 D +1.8	G 24.1 / F 19.8 D +4.3	G 24.1 / F 16.8 D +7.3	G 24.1 / F 13.6 D +10.5	G 24.1 / F 10.6 D +13.5	G 24.1 / F 7.2 D +16.9	G 24.1 / F 4.7 D +19.4	G 24.1 / F 2.8 D +21.3	G 24.1 / F 1.1 D +23.0
36													G 22.4 / F 24.6 D -2.2	G 22.4 / F 22.4 D +0.1	G 22.4 / F 19.8 D +2.6	G 22.4 / F 16.8 D +5.6	G 22.4 / F 13.6 D +8.8	G 22.4 / F 10.6 D +11.8	G 22.4 / F 7.2 D +15.2	G 22.4 / F 4.7 D +17.7	G 22.4 / F 2.8 D +19.6	G 22.4 / F 1.1 D +21.3
37														G 20.3 / F 22.4 D -2.0	G 20.3 / F 19.8 D +0.5	G 20.3 / F 16.8 D +3.5	G 20.3 / F 13.6 D +6.7	G 20.3 / F 10.6 D +9.7	G 20.3 / F 7.2 D +13.1	G 20.3 / F 4.7 D +15.6	G 20.3 / F 2.8 D +17.5	G 20.3 / F 1.1 D +19.2
38															G 18.0 / F 19.8 D -1.9	G 18.0 / F 16.8 D +1.1	G 18.0 / F 13.6 D +4.4	G 18.0 / F 10.6 D +7.4	G 18.0 / F 7.2 D +10.8	G 18.0 / F 4.7 D +13.3	G 18.0 / F 2.8 D +15.2	G 18.0 / F 1.1 D +16.9
39																G 16.0 / F 16.8 D -0.9	G 16.0 / F 13.6 D +2.4	G 16.0 / F 10.6 D +5.4	G 16.0 / F 7.2 D +8.8	G 16.0 / F 4.7 D +11.3	G 16.0 / F 2.8 D +13.2	G 16.0 / F 1.1 D +14.9
40																	G 12.9 / F 13.6 D -0.7	G 12.9 / F 10.6 D +2.3	G 12.9 / F 7.2 D +5.7	G 12.9 / F 4.7 D +8.2	G 12.9 / F 2.8 D +10.1	G 12.9 / F 1.1 D +11.8
41																		G 10.7 / F 10.6 D +0.1	G 10.7 / F 7.2 D +3.5	G 10.7 / F 4.7 D +6.0	G 10.7 / F 2.8 D +7.9	G 10.7 / F 1.1 D +9.6
42																			G 7.7 / F 7.2 D +0.5	G 7.7 / F 4.7 D +3.1	G 7.7 / F 2.8 D +4.9	G 7.7 / F 1.1 D +6.6
43																				G 5.2 / F 4.7 D +0.5	G 5.2 / F 2.8 D +2.4	G 5.2 / F 1.1 D +4.1
44																					G 3.0 / F 2.8 D +0.2	G 3.0 / F 1.1 D +1.8
>=45																						G 1.9 / F 1.1 D +0.8

D·I·R® Annual 2025, cycle years 2020–2024, number of transfers: 260,191 in fresh cycles, 173,831 in thaw cycles. G = birth rate in % based on patient's age in the retrieval cycle, F = birth rate in % in the fresh cycle, D = difference F minus G in percentage points.

D·I·R® Annual 2025 – Tables

Number of Treatments in 2025

Centers for IVF-, ICSI-, and Cryo Transfer Treatments

Members of the German IVF-Registry 2025	n = 141
Registry Participants 2025*	n=138
Data Received by Deadline April 28th 2026	n=138
Documented Treatment Cycles	n=139,907
Number of Women Treated**	n= 71,629
Mean Number of Treatment Cycles per Woman	**2.0**

Type of plausible Treatments 2021 – 2025

IVF, ICSI, IVF/ICSI, Cryo Transfer – Prospective and Retrospective Data

	2021		2022		2023		2024		2025	
	n	%	n	%	n	%	n	%	n	%
IVF	20,584	16.9	19,721	16.0	19,744	15.5	20,564	15.5	21,427	15.7
ICSI	48,845	40.1	46,891	38.0	45,837	36.0	44,467	33.5	42,289	30.9
IVF/ICSI	1,333	1.1	1,218	1.0	1,467	1.2	1,711	1.3	1,929	1.4
Freeze all - MII	3,148	2.6	3,630	2.9	5,073	4.0	6,539	4.9	7,972	5.8
Freeze All - PNs and Embryos	8,138	6.7	8,652	7.0	9,198	7.2	10,084	7.6	11,311	8.3
Cryo	35,815	29.4	39,145	31.7	42,684	33.6	46,194	34.8	48,878	35.7
Mixed Fresh and Cryo Cycles	398	0.3	360	0.3	417	0.3	475	0.4	518	0.4
None (= Break-off before oocyte treatment or thawing)	3,586	2.9	3,745	3.0	2,753	2.2	2,564	1.9	2,446	1.8
Total Plausible Cycles	**121,847**		**123,362**		**127,173**		**132,598**		**136,770**	

**) A new center was still too young to be integrated. With two centers, the export could not be completed on time.*
***) Base quantity: Total number of women, including implausible treatment cycles.*

Number of Oocyte Retrievals (Fresh Cycles) 1982 – 2025
Number of Thawing Cycles 1994 – 2025

IVF, ICSI, IVF/ICSI, Kryotransfer – Prospective and Retrospective Data

Registry Participants 1982 – 2025

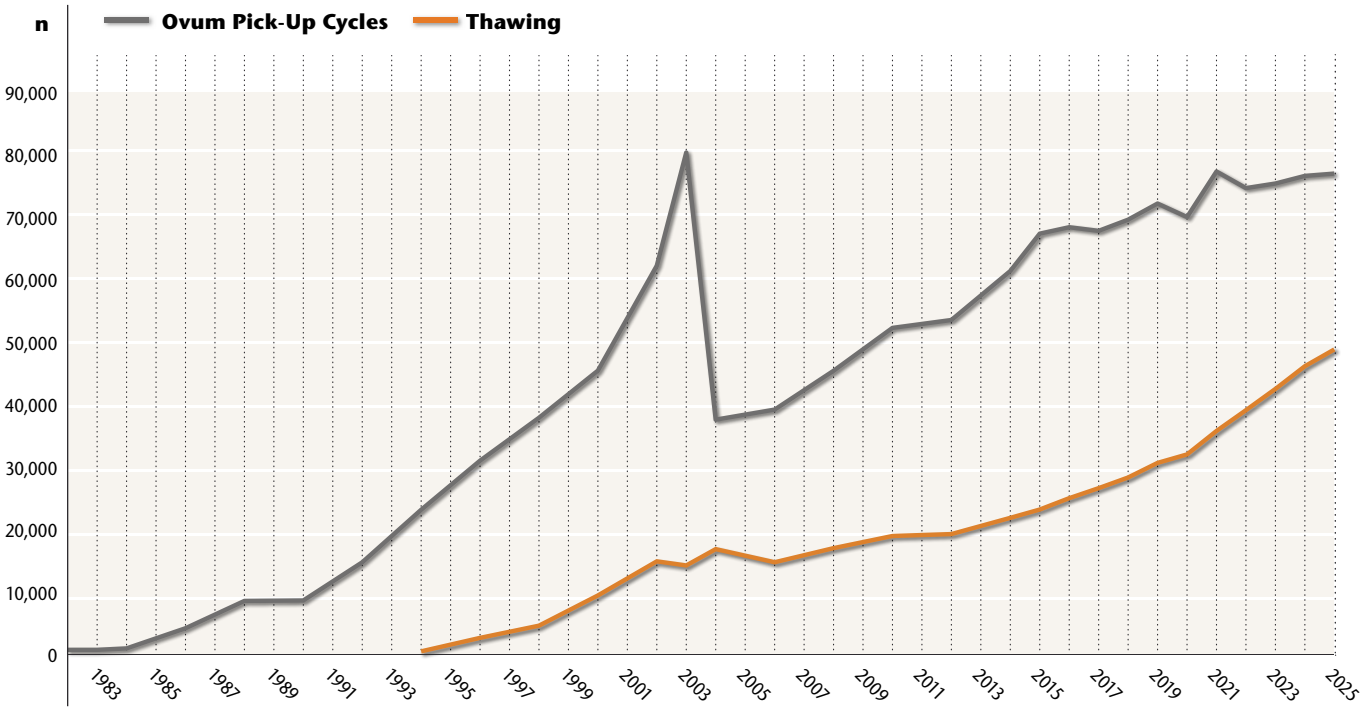

	1982	1986	1990	[...]	2002	2003	2004	[...]	2021	2022	2023	2024	2025
Oocyte Retrievals	742	4,201	8,653	*For values from 1991 to 2001 see www.deutsches-ivf-register.de*	62,306	80,434	37,633	*For values from 2005 to 2020 see www.deutsches-ivf-register.de*	77,398	74,739	75,423	76,693	77,063
IVF	742	3,806	7,343		23,936	28,058	11,848		20,584	19,721	19,744	20,564	21,427
ICSI					37,692	51,389	25,339		50,178	48,109	47,304	46,178	44,218
Thawing					14,923	14,265	16,883		35,815	39,145	42,684	46,194	48,878
Registry Participants	**5**	**28**	**53**		**112**	**116**	**120**		**133**	**134**	**136**	**138**	**138**

Data for 1982 to 2020 are published and available. Separate presentation of GIFT, ZIFT, IVF/ICSI was abstained from. Where IVF/ICSI is not explicitly mentioned, the treatments were added to ICSI.

Quality of Documentation 2024/2025

Plausible and Prospectively Documented Cycles, Cycle- and Pregnancy-Outcomes

Any evaluation is only as good as the raw data.
The annual team thanks the centers for their meticulous work!

Plausible cycles 2025

136,770 plausible cycles out of **139,907** documented cycles. **97.8%** of all documented cycles are plausible – a slight decrease compared to the previous year (99.0%).

Prospectively recorded cycles 2025

125,569 prospectively recorded cycles out of **136,770** plausible cycles. **91.8%** of all plausible cycles were recorded prospectively.
The German IVF Registry is the only registry worldwide that shows the number of prospectively recorded cycles.
This is a quality feature in itself!

Recorded cycle outcomes 2025

The result of the cycle was recorded in **92,821** of **93,195** embryo transfers. **99.6%** of cycle outcomes were recorded.

Recorded pregnancy outcomes 2024

The pregnancy outcome was recorded for **27,697** of **29,056** clinical pregnancies. **95.3%** of pregnancy outcomes were recorded.
The centers were again above the D·I·R® target rate of **95%** and the D·I·R® would like to thank them for this carefully time-consuming work.

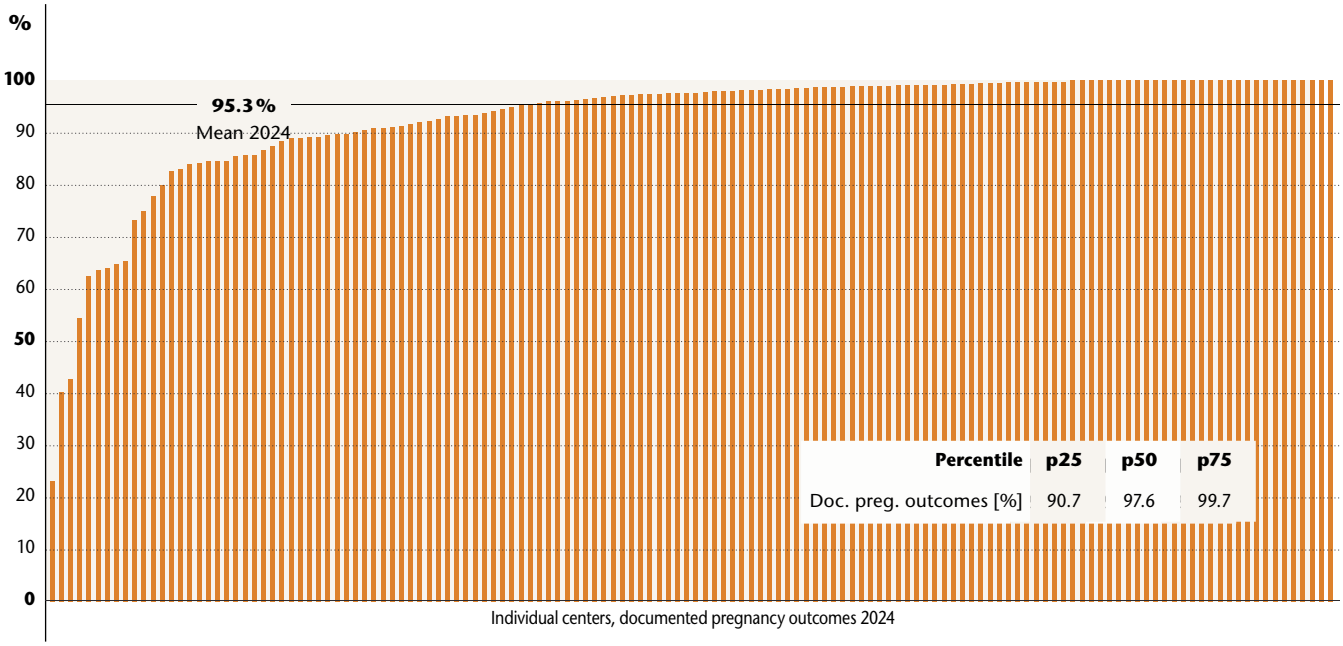

We know: The work, especially on the documentation qualities mentioned here, is laborious, time-consuming and ties up resources.

The D·I·R® data analyses team is therefore very happy to state that the percentage of prospectively recorded cycles is above **90%** for the eighth year in a row and has increased slightly again.

With a rate of **95.3%** for documented pregnancy outcomes, the D·I·R® target of 95% was once again exceeded.

49 centers had a quota of over **99%**, **29** centers even had a quota of **100%**!!

The aim of the Executive Board and the Board of Trustees is to continue to motivate the centers to draw attention to the parameter of prospectivity.

We are also aiming for a documented pregnancy outcome quota of more than 95%.

Birth Rate per Treatment Level in Fresh and Cryo Treatment Cycles 2023 and 2024

Prospective and Retrospective Data, Freeze all Cycles excluded

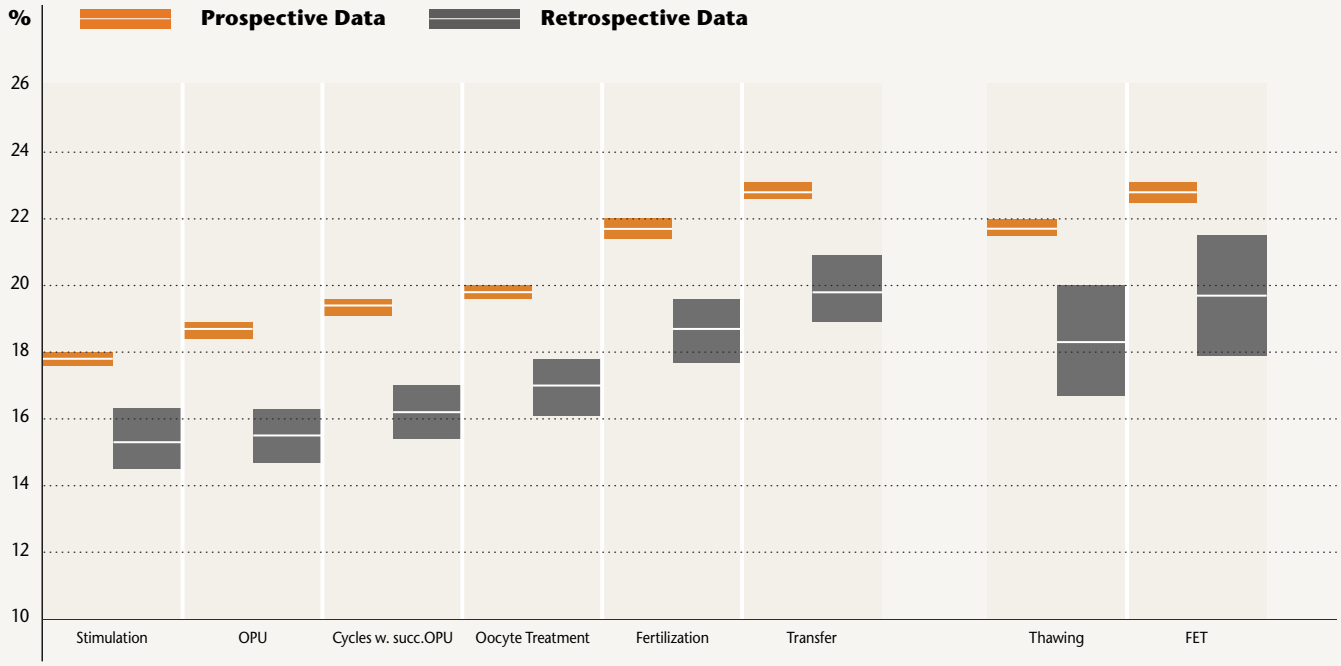

	Stimulation	OPU	Cycles with Successful OPU	Oocyte Treatment	Fertilization	Transfer	Thawing	FET
Prospective Numbers	119,355	113,956	109,827	107,526	98,097	93,375	86,833	82,867
Birth	21,281	21,281	21,281	21,281	21,281	21,281	18,881	18,881
Upper Confid. Limit*	18.0	18.9	19.6	20.0	22.0	23.1	22.0	23.1
Birth/Treatm. %	17.8	18.7	19.4	19.8	21.7	22.8	21.7	22.8
Lower Confid. Limit*	17.6	18.4	19.1	19.6	21.4	22.6	21.5	22.5
Retrospective Numbers	7,726	7,625	7,309	6,982	6,343	5,966	2,045	1,902
Birth	1,184	1,184	1,184	1,184	1,184	1,184	375	375
Upper Confid. Limit*	16.1	16.3	17.0	17.8	19.6	20.9	20.0	21.5
Birth/Treatm. %	15.3	15.5	16.2	17.0	18.7	19.8	18.3	19.7
Lower Confid. Limit*	14.5	14.7	15.4	16.1	17.7	18.9	16.7	17.9

**) Birth rates: The 95% confidence intervals shown indicate how precisely the respective rate can be estimated based on the available data.*

D·I·R® Statistics in Brief – Fresh Cycles 2025 (CoD April 28th 2026)

German IVF Registry – Prospective and Retrospective Data

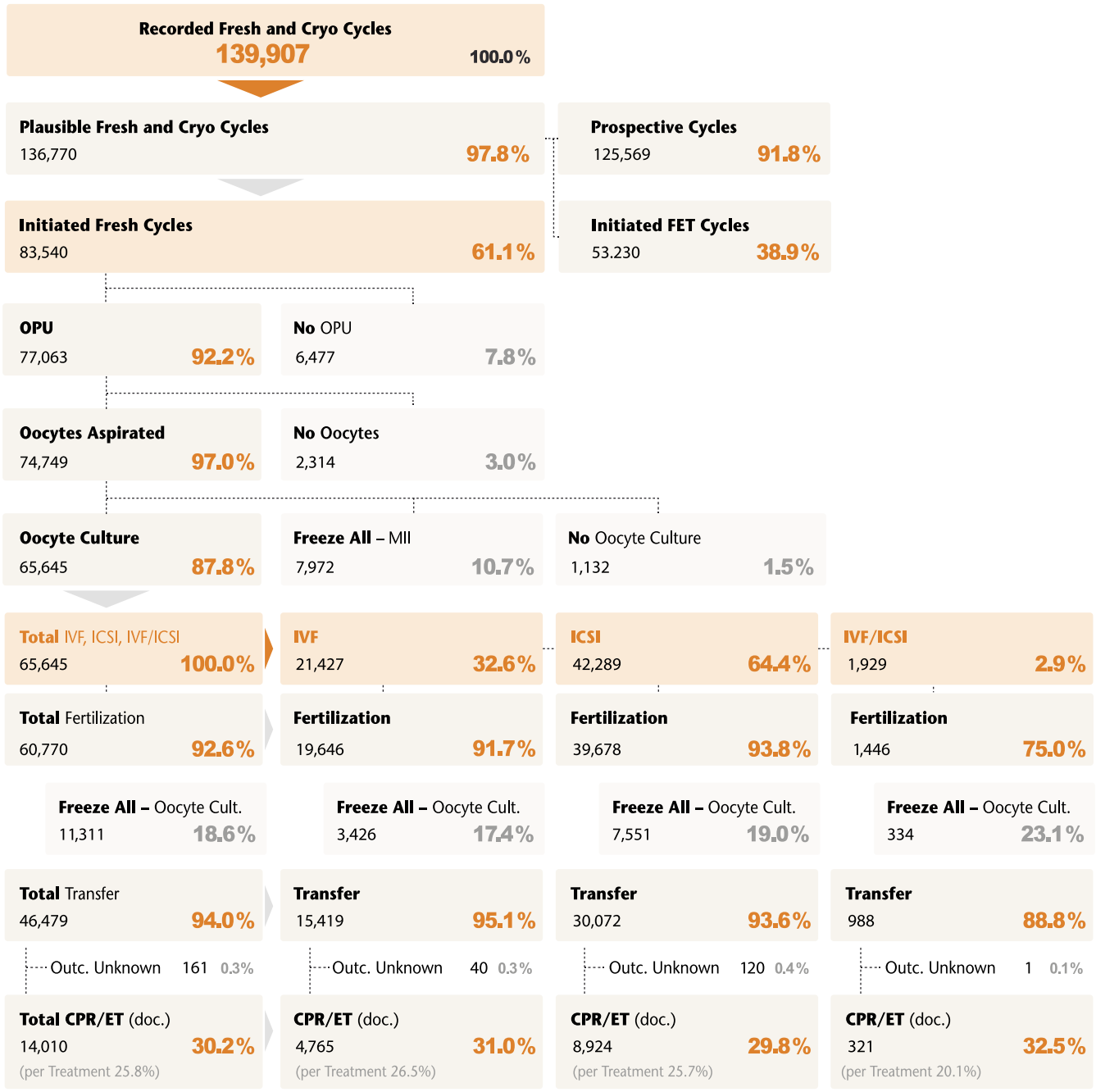

*For Fertil*PROTEKT *(medical freezing), 1,906 cycles have been documented. Among them 1,582 cycles freeze all oocytes and 50 cycles freeze all oocytes cultured.*
For Preventive Egg Freezing (formerly: Social Freezing), 4,973 plausible cycles have been documented, resulting in 4,964 aspirations with an average of 11.4 oocytes retrieved. Freeze all oocytes: 4,822 cycles.
First time analysis based on new option Reason for Freeze all = Preventive Egg Freezing.
For PID, 755 plausible cycles have been documented, resulting in 727 aspirations with an average of 11.8 oocytes retrieved. Freeze all oocytes cultured: 489 cycles.

For this and the next page:
Clinical pregnancy rates per transfer are adjusted by unknown outcomes.
Transfer rate, clinical pregnancy rates per treatment and birth rates per treatment are adjusted by freeze all oocytes cultured.

D·I·R® Statistics in Brief – Fresh Cycles 2024 (CoD April 28th 2026)

German IVF Registry – Prospective and Retrospective Data

Recorded Fresh and Cryo Cycles 133,934 — 100.0%

Plausible Fresh and Cryo Cycles 132,598 — 99.0%

Prospective Cycles 122,151 — 92.1%

Initiated Fresh Cycles 82,710 — 62.4%

Initiated FET Cycles 49,888 — 37.6%

OPU 76,693 — 92.7%

No OPU 6,017 — 7.3%

Oocytes Aspirated 74,476 — 97.1%

No Oocytes 2,217 — 2.9%

Oocyte Culture 66,742 — 89.6%

Freeze All – MII 6,539 — 8.8%

No Oocyte Culture 1,195 — 1.6%

- *For FertiPROTEKT (medical freezing), 1,504 cycles have been documented. Among them 1,308 cycles freeze all oocytes and 21 cycles freeze all oocytes cultured.*
- *For Preventive Egg Freezing (formerly: Social Freezing), 4,282 plausible cycles have been documented, resulting in 4,002 aspirations with an average of 11.0 oocytes retrieved. Freeze all oocytes: 2,968 cycles.*
- *The analysis was based on the previous criteria but had been improved: Preventive Egg Freezing based on patient-related indications and/or indications related to planned therapy.*
- *For PID, 750 plausible cycles have been documented, resulting in 706 aspirations with an average of 11.2 oocytes retrieved. Freeze all oocytes cultured: 447 cycles.*

	Total Fresh Cycles	**IVF**	**ICSI**	**IVF/ICSI**
	66,742 — 100.0%	20,564 — 30.8%	44,467 — 66.6%	1,711 — 2.6%
Fertilization	**Total** Fertilization 61,911 — 92.8%	**Fertilization** 18,902 — 91.9%	**Fertilization** 41,762 — 93.9%	**Fertilization** 1,247 — 72.9%
Freeze All – Oocyte Cult.	10,084 — 16.3%	2,905 — 15.4%	6,939 — 16.6%	240 — 19.2%
Transfer	**Total** Transfer 49,169 — 94.9%	**Transfer** 15,288 — 95.6%	**Transfer** 32,967 — 94.7%	**Transfer** 914 — 90.8%
Outc. Unknown	86 — 0.2%	24 — 0.2%	62 — 0.2%	0 — 0.0%
CPR/ET (doc.)	**Total CPR/ET** (doc.) 15,074 — 30.7% (per Treatment 26.6%)	**CPR/ET** (doc.) 4,924 — 32.3% (per IVF-Treatment 27.9%)	**CPR/ET** (doc.) 9,863 — 30.0% (per ICSI-Treatment 26.3%)	**CPR/ET** (doc.) 287 — 31.4% (per IVF/ICSI-Treatment 19.5%)
Misc.	3,367 — 22.3%	1,069 — 21.7%	2,224 — 22.5%	74 — 25.8%
EP	146 — 1.0%	49 — 1.0%	96 — 1.0%	1 — 0.3%
Not yet Recorded	628 — 4.2%	175 — 3.6%	443 — 4.5%	10 — 3.5%
Birth (doc.)	10,933 — 72.5% per Transfer 22.3% per Treatment 19.3%	3,631 — 73.7% per Transfer 23.8% per Treatment 20.6%	7,100 — 72.0% per Transfer 21.6% per Treatment 18.9%	202 — 70.4% per Transfer 22.1% per Treatment 13.7%

Births	n	%	n	%	n	%	n	%
Singletons	10,194	93.2	3,426	94.4	6,588	92.8	180	89.1
Twins	727	6.6	201	5.5	504	7.1	22	10.9
Triplets	12	0.1	4	0.1	8	0.1	0	0.0
Quadruplets	0	0.0	0	0.0	0	0.0	0	0.0

D·I·R® Statistics in Brief – Cryo Cycles 2025 (CoD April 28th 2026)

German IVF Registry – Prospective and Retrospective Data

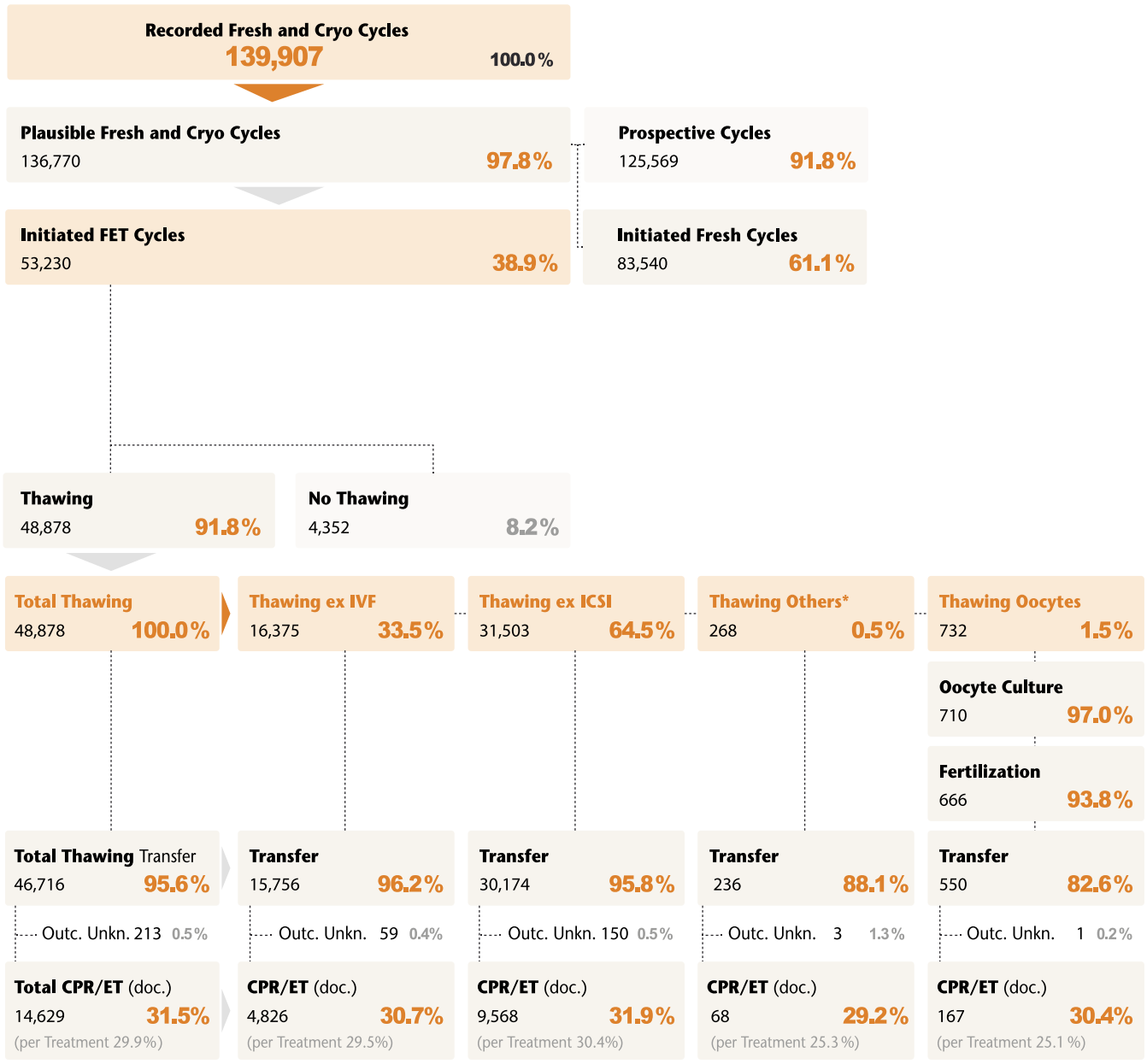

*) Thawing others means cycles with unknown previous treatment, previous treatment not documented or previous treatment has partly been IVF and ICSI.

D·I·R® Statistics in Brief – Cryo Cycles 2024 (CoD April 28th 2026)

German IVF Registry – Prospective and Retrospective Data

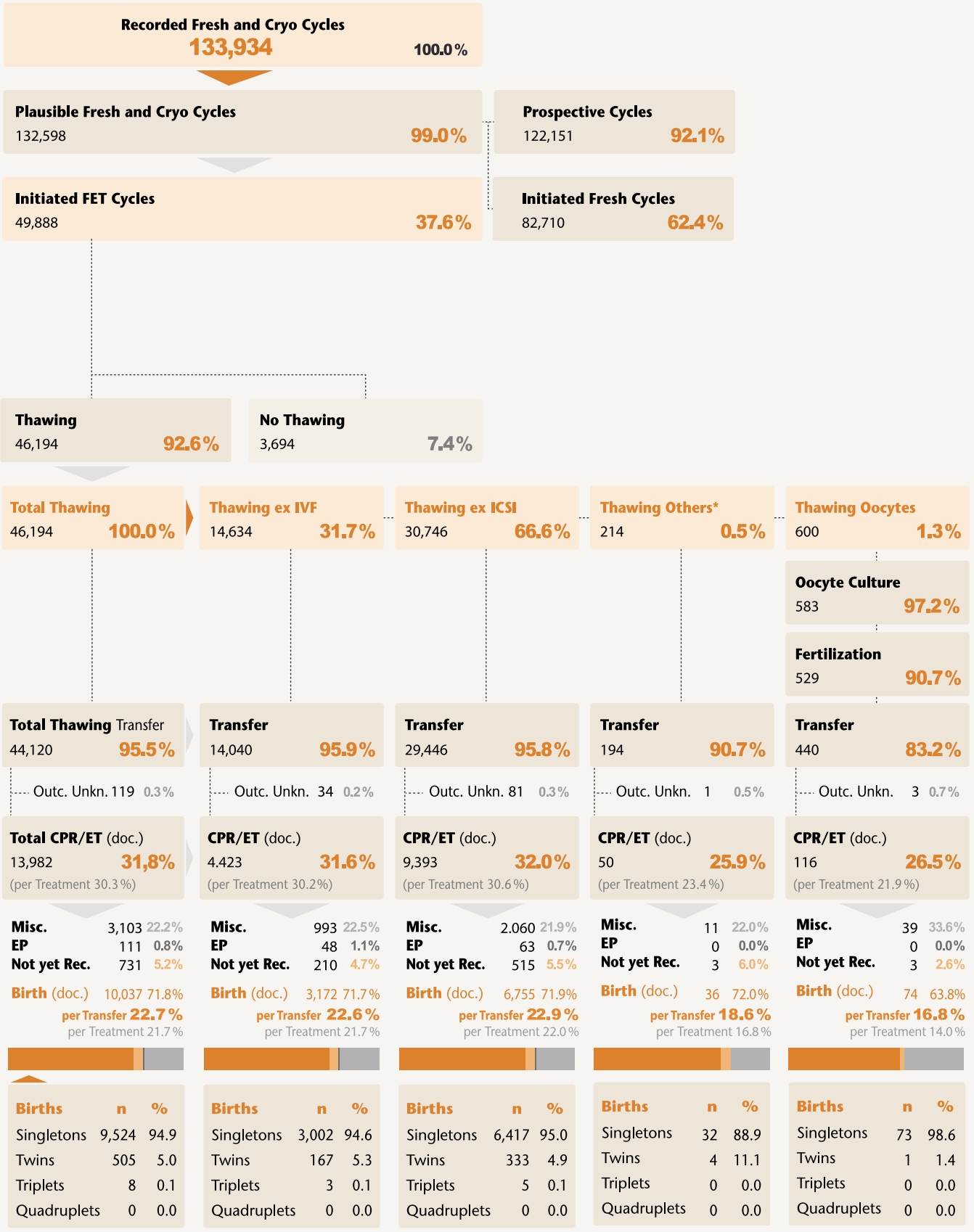

**) Thawing others means cycles with unknown previous treatment, previous treatment not documented or previous treatment has partly been IVF and ICSI.*

Pregnancy Rate and Ongoing Pregnancy as a Function of Female Age 2020 – 2024

Prospective Data

IVF 2020 – 2024

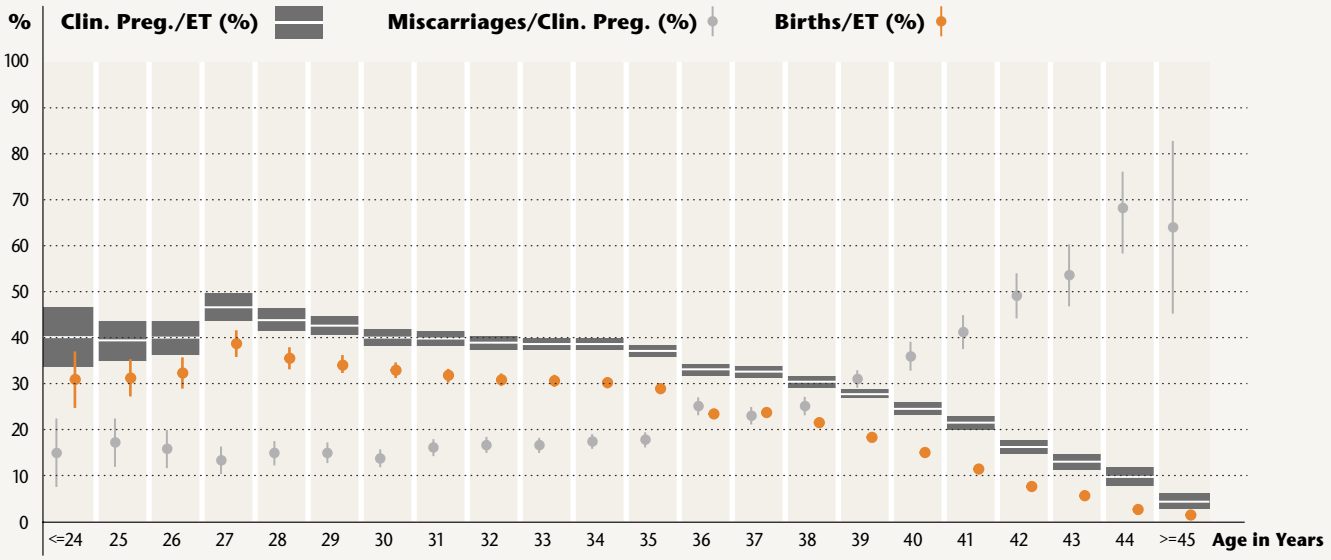

	<=24	25	26	27	28	29	30	31	32	33	34	35	36	37	38	39	40	41	42	43	44	>=45	
n	220	503	730	1,082	1,539	2,271	2,975	3,808	4,484	5,099	5,503	5,632	5,668	5,582	5,834	8,268	3,630	3,170	2,471	1,617	878	584	ET
%	40.1	39.4	40.0	46.6	43.8	42.6	40.0	39.8	38.9	38.6	38.6	37.1	33.1	32.6	30.4	27.7	24.5	21.5	16.2	13.0	9.7	4.3	CP/ET
n	67	157	236	419	545	776	978	1,208	1,379	1,558	1,659	1,627	1,325	1,318	1,256	1,507	542	362	187	91	23	8	Birth

Age in Years	<= 29	30 – 34	35 – 39	40	41	42	43	44	>=45	Total
OPU	8,699	28,735	39,601	4,714	4,117	3,223	2,160	1,219	833	**93,301**
Oocytes	11.8	10.5	8.4	6.8	6.3	5.8	5.3	4.9	4.2	**8.9**
Insemination	11.6	10.3	8.3	6.8	6.3	5.8	5.2	4.9	4.1	**8.8**
Transfer	6,345	21,869	30,984	3,630	3,170	2,471	1,617	878	584	**71,548**
ET/OPU %	72.9	76.1	78.2	77.0	77.0	76.7	74.9	72.0	70.1	**76.7**
Trans. Embr.	1.41	1.39	1.42	1.46	1.46	1.49	1.51	1.53	1.49	**1.42**
CP	2,720	8,526	9,833	888	679	399	209	85	25	**23,364**
CP/OPU %	31.3	29.7	24.8	18.8	16.5	12.4	9.7	7.0	3.0	**25.0**
CP/ET Upper Confidence Limit*%	44.2	39.7	32.3	25.9	22.9	17.6	14.6	11.7	6.0	**33.1**
CP/ET %	**42.9**	**39.0**	**31.8**	**24.5**	**21.5**	**16.2**	**13.0**	**9.7**	**4.3**	**32.7**
CP/ET Lower Confidence Limit*%	41.7	38.4	31.3	23.1	20.0	14.7	11.3	7.7	2.7	**32.4**
CP/ET %: 2 Embr. Transf. + min. 2 2PN Surplus	48.0	45.5	39.3	34.2	29.8	23.6	16.9	12.4	9.2	**40.2**
CP/ET %: 1 Embr. Transf. + min. 3 2PN Surplus	46.9	41.8	34.9	31.5	25.2	19.6	12.7	19.4	5.3	**37.7**
Misc./CP Upper Confidence Limit*%	16.2	17.1	25.4	39.1	44.9	54.0	60.3	78.1	82.8	**22.7**
Misc./CP %	**14.9**	**16.3**	**24.5**	**35.9**	**41.2**	**49.1**	**53.6**	**68.2**	**64.0**	**22.2**
Misc./CP Lower Confidence Limit*%	13.5	15.5	23.7	32.8	37.5	44.2	46.8	58.3	45.2	**21.7**
Births/ET Upper Confidence Limit*%	35.9	31.7	23.2	16.1	12.6	8.6	6.8	3.7	2.3	**24.4**
Births/ET %	34.7	31.1	22.7	15.0	11.4	7.6	5.6	2.6	1.4	**24.1**
Births/ET Lower Confidence Limit*%	33.6	30.4	22.3	13.8	10.3	6.5	4.5	1.6	0.4	**23.8**

**) Pregnancy, miscarriage, and birth rates: The 95% confidence intervals shown indicate how precisely the respective rate can be estimated based on the available data.*

Pregnancy Rate and Ongoing Pregnancy as a Function of Female Age 2020–2024

Prospective Data

ICSI 2020 – 2024

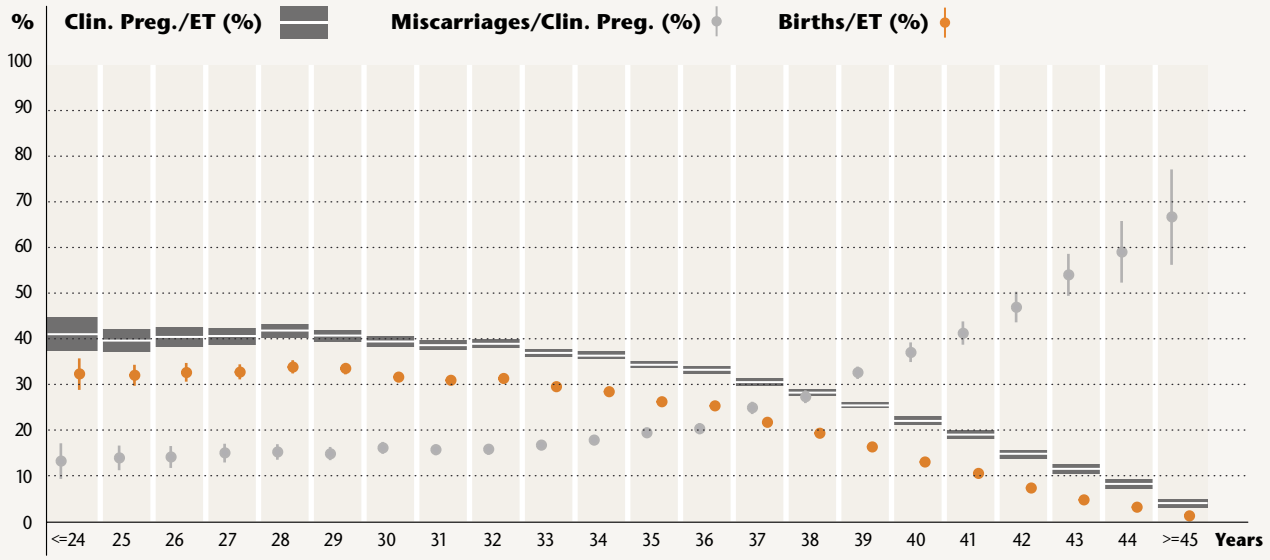

	<=24	25	26	27	28	29	30	31	32	33	34	35	36	37	38	39	40	41	42	43	44	>=45	
n	705	1,580	2,057	2,953	4,114	5,578	7,522	9,443	10,764	12,174	13,043	13,735	13,274	13,404	13,774	18,547	8,688	7,474	5,785	3,913	2,497	1,955	**ET**
%	41.0	39.6	40.4	40.6	41.8	40.7	39.4	38.6	38.9	36.9	36.3	34.3	33.2	30.5	28.2	25.4	22.0	19.0	14.8	11.5	8.2	4.0	**CP/ET**
n	227	505	670	965	1,389	1,865	2,370	2,917	3,368	3,589	3,702	3,589	3,354	2,901	2,650	3,005	1,130	782	422	182	77	23	**Birth**

Age in Years	**<= 29**	**30 – 34**	**35 – 39**	**40**	**41**	**42**	**43**	**44**	**>=45**	**Total**
OPU	22,101	67,287	91,906	11,264	9,796	7,665	5,194	3,438	2,727	**221,378**
Oocytes	12.4	11.1	8.8	7.0	6.5	5.9	5.3	4.6	3.9	**9.4**
Insemination	9.7	8.7	6.9	5.5	5.2	4.7	4.3	3.7	3.2	**7.4**
Transfer	16,987	52,946	72,734	8,688	7,474	5,785	3,913	2,497	1,955	**172,979**
ET/OPU %	76.9	78.7	79.1	77.1	76.3	75.5	75.3	72.6	71.7	**78.1**
Trans. Embr.	1.46	1.45	1.47	1.50	1.49	1.51	1.53	1.51	1.51	**1.47**
CP	6,922	20,012	21,758	1,906	1,417	852	448	205	78	**53,598**
CP/OPU %	31.3	29.7	23.7	16.9	14.5	11.1	8.6	6.0	2.9	**24.2**
CP/ET Upper Confidence Limit*%	41.6	38.3	30.3	22.9	19.9	15.7	12.5	9.3	4.9	**31.3**
CP/ET %	**40.8**	**37.8**	**30.0**	**22.0**	**19.0**	**14.8**	**11.5**	**8.2**	**4.0**	**31.0**
CP/ET Lower Confidence Limit*%	40.1	37.4	29.6	21.1	18.1	13.8	10.5	7.2	3.1	**30.8**
CP/ET %: 2 Embr. Transf. + min. 2 2PN Surplus	47.0	44.3	37.3	28.7	27.0	22.0	18.9	12.5	8.7	**39.0**
CP/ET %: 1 Embr. Transf. + min. 3 2PN Surplus	42.2	39.7	33.4	26.5	23.5	18.1	15.5	10.3	15.0	**35.9**
Misc./CP Upper Confidence Limit*%	15.5	17.0	25.4	39.2	43.8	50.3	58.6	65.8	77.1	**22.4**
Misc./CP %	**14.7**	**16.5**	**24.9**	**37.0**	**41.2**	**46.9**	**54.0**	**59.0**	**66.7**	**22.1**
Misc./CP Lower Confidence Limit*%	13.9	16.0	24.3	34.9	38.7	43.6	49.4	52.3	56.2	**21.7**
Births/ET Upper Confidence Limit*%	33.9	30.5	21.7	13.8	11.2	8.0	5.3	3.8	1.7	**23.2**
Births/ET %	33.1	30.2	21.4	13.0	10.5	7.3	4.7	3.1	1.2	**23.0**
Births/ET Lower Confidence Limit*%	32.4	29.8	21.1	12.3	9.8	6.6	4.0	2.4	0.7	**22.8**

**) Pregnancy, miscarriage, and birth rates: The 95% confidence intervals shown indicate how precisely the respective rate can be estimated based on the available data.*

Treatment outcomes for IVF and ICSI with COHS* and in the natural cycle 2024

Prospective Data

IVF 2024 with COHS*– Ø Avg. Patient Age: 35.5

	n	%	Fertilization %	Embryo exist. %	Transfer %	Clin. Preg. %
Performed IVF Treatm.	18,498	100.0				
Successful Fertilization**	17,119	92.5	100.0			
Freeze All Treated Oocytes	2,705	14.6	15.8			
Minimum 1 Embryo	14,992	81.0	87.6	100.0		
ET Performed***	13,830	87.6	95.9	92.2	100.0	
Clin. Pregnancy	4,489	**24.3**	26.2	29.9	**32.5**	100.0
Birth	3,340	**18.1**	**19.5**	**22.3**	**24.2**	**74.4**
Miscarriage	965					21.5
Ectopic Pregnancy	44					1.0
Not Yet Recorded	141					3.1

ICSI 2024 with COHS*– Ø Avg. Patient Age: 35.5

	n	%	Fertilization %	Embryo exist.%	Transfer %	Clin. Preg. %
Performed ICSI Treatm.	41,053	100.0				
Successful Fertilization**	38,503	93.8	100.0			
Freeze All Treated Oocytes	6,483	15.8	16.8			
Minimum 1 Embryo	33,505	81.6	87.0	100.0		
ET Performed***	30,355	87.8	94.8	90.6	100.0	
Clin. Pregnancy	9,292	**22.6**	24.1	27.7	**30.6**	100.0
Birth	6,738	**16.4**	**17.5**	**20.1**	**22.2**	**72.5**
Miscarriage	2,091					22.1
Ectopic Pregnancy	85					1.0
Not Yet Recorded	379					4.4

IVF and ICSI in Natural Cycles 2024**** – Ø Avg. Patient Age: 38.4

	n	%	Cycle %	Fertilization %	Embryo exist. %	Transfer %	Clin. Preg. %
Started Cycles	4,270	100.0					
No Oocyte Treatment	1,549	36.3					
Treatm. in Natural Cycles****	2,721	63.7	100.0				
ø Oocytes Retrieved	3,3						
Successful Fertilization**	2,202	51.6	80.9	100.0			
Freeze All Treated Oocytes	233	5.5	8.6	10.6			
Minimum 1 Embryo	1,902	44.5	69.9	86.4	100.0		
ET Performed***	1,820	45.1	73.2	92.4	95.7	100.0	
Clin. Pregnancy	449	**10.5**	**16.5**	20.4	23.6	**24.7**	100.0
Birth	303	**7.1**	**11.1**	**13.8**	**15.9**	**16.6**	**67.5**
Miscarriage	111						24.7
Ectopic Pregnancy	5						1.1
Not Yet Recorded	30						6.7

**) COHS: controlled ovarian hyperstimulation*
***) Successful fertilization of at least one oocyte per cycle.*
****) %-rates up to fertilization adjusted by freeze all oocytes cultured.*
*****) Evaluation for "IVF and ICSI in Natural Cycles" if "Yes, without any ovarian stimulation" or "Yes, with mild ovarian stimulation (e.g. with CC, letrozole, low dose FSH/HMG)" was documented manually.*

Results of Thawing-Cycles, TESE, IVF and ICSI with Donor Sperm 2024

Prospective Data

Cryo Transfer Cycles 2024 – Ø Patient Age at Thaw: 35.2, Ø Patient Age at OPU: 34.3

	n	%	PN/Embryo %	Transfer %	Clin. Preg. %
Cryo Transfer Cycles	45,111	100.0			
Thawed PN/Embryo	44,551	98.8	100.0		
ET Performed	43,129	95.6	96.8	100.0	
Clin. Pregnancy	13,714	**30.4**	30.8	**31.8**	100.0
Birth	9,862	**21.9**	**22.1**	**22.9**	**71.9**
Miscarriage	3,039				22.2
Ectopic Pregnancy	109				0.8
Not Yet Recorded	707				5.2

TESE 2024 – Ø Avg. Patient Age: 34.9

	n	%	Fertilization %	Embryo %	Transfer %	Clin. Preg. %
Perf. ICSI/TESE Treatm.	1,989	100.0				
Successful Fertilization*	1,786	89.8	100.0			
Freeze All Treated Oocytes	297	14.9	16.6			
Minimum 1 Embryo	1,531	77.0	85.7	100.0		
ET Performed**	1,349	79.7	90.6	88.1	100.0	
Clin. Pregnancy	411	**20.7**	23.0	26.8	**30.5**	100.0
Birth	304	**15.3**	**17.0**	**19.9**	**22.5**	**74.0**
Miscarriage	88					21.4
Ectopic Pregnancy	3					0.7
Not Yet Recorded	16					3.9

IVF and ICSI with Donor Sperm 2024– Ø Avg. Patient Age: 37.3

	n	%	Fertilization %	Embryo %	Transfer %	Clin. Preg. %
ART-Treatm. (donor sperm)	3,314	100.0				
Successful Fertilization*	3,143	94.8	100.0			
Freeze All Treated Oocytes	470	14.2	15.0			
Minimum 1 Embryo	2,791	84.2	88.8	100.0		
ET Performed**	2,572	90.4	96.2	92.2	100.0	
Clin. Pregnancy	779	**23.5**	24.8	27.9	**30.3**	100.0
Birth	583	**17.6**	**18.5**	**20.9**	**22.7**	**74.8**
Miscarriage	176					22.6
Ectopic Pregnancy	8					1.0
Not Yet Recorded	12					1.5

**) Successful fertilization of at least one oocyte per cycle.*
***) %-rates up to fertilization adjusted by freeze all oocytes cultured.*

Culture According to the "German Compromise" and Impact on Therapy Outcome – Fresh Cycles 2024

Prospective and Retrospective Data

Number of centers choosing >=3 x 2PN for extended culture: n=136

Oocyte Treatment (All) - Culture >= 3 x 2PN
34,905

Oocyte Treatment - Culture >= 3 x 2PN for Transfer on Day 4-6
26,591

Number of Transfer Cycles with SET Day 4-6			Number of Transfer Cycles with DET Day 4-6		
21,350	81.0%	ø Mean age woman: 34.7	5,021	19.0%	ø Mean age woman: 36.0
CP/ET (doc. and outcome known)*			**CP/ET (doc. and outcome known)***		
7,824	36.7%		1,906	38.0%	
Outcome unknown			**Outcome unknown**		
20	0.1%		5	0.1%	

Miscarriage	1,617	20.7%	Miscarriage	447	23.5%
EP	70	0.9%	EP	20	1.0%
Not yet Recorded	248	3.2%	Not yet Recorded	78	4.1%
Birth (doc.)	**5,889**	**75.3%**	**Birth (doc.)**	**1,361**	**71.4%**
	per Transfer	27.6%		per Transfer	27.1%

Births	n	%	Births	n	%
Singletons	5,805	98.6	Singletons	1,032	75.8
Twins	84	1.4	Twins	320	23.5
Triplets	0	0.0	Triplets	9	0.7
Quadruplets	0	0.0	Quadruplets	0	0.0

Multiple Birth Rate (MBR)	**1.4%**	**Multiple Birth Rate (MBR)**	**24.2%**

**) please note: documented clinical pregnancies (5,344) per transfer with outcome known (22,737) on other days than 4-6: 23.5%*

Comparison SET and DET "German Compromise" Fresh Cycles 2024

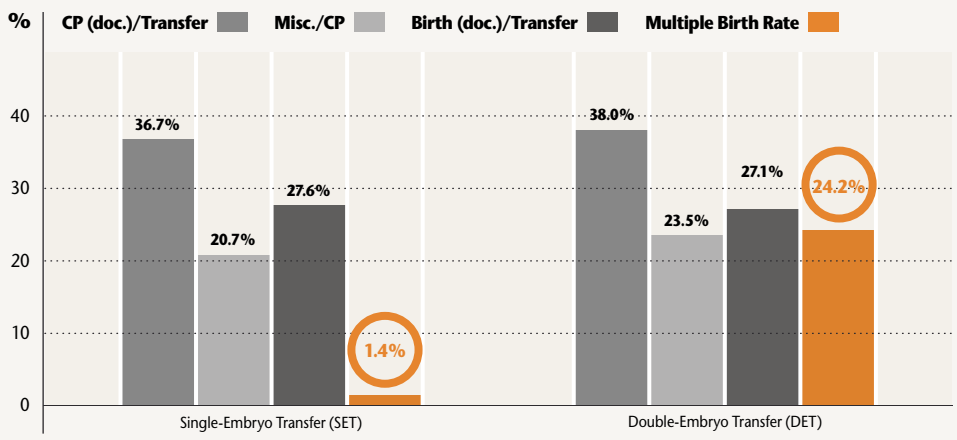

SET versus DET:
The likelihood of a birth following DET is actually decreasing in 2024!
The likelihood of multiple birth after DET increases by a factor of 16.9.
With a DET, the risk of multiple births increases by 17 times - even with a lower birth rate in 2024!

Culture According to the "German Compromise" and Impact on Therapy Outcome – Thawing Cycles Embryos 2024

Prospective and Retrospective Data

Number of centers transfering previously cryopreserved embryos: n=136

Thawing total
46,194

Thawing Embryos
26,420

Transfer Single ET
23,167 **91.5%**

CP/ET (doc. and outcome known)
7,321 **31.7%**

Miscarriage	1,603	21.9%
EP	54	0.7%
Not yet Recorded	440	6.0%
Birth (doc.)	**5,224**	**71.4%**
	per Transfer	22.5%

Outcome unknown
48 **0.2%**

Births	**n**	**%**
Singletons	5,161	98.8
Twins	62	1.2
Triplets	1	0.0
Quadruplets	0	0.0

Multiple Birth Rate (MBR) **1.2%**

Transfer Double ET
2,148 **8.5%**

CP/ET (doc.)
776 **36.3%**

Miscarriage	172	22.2%
EP	8	1.0%
Not yet Recorded	36	4.6%
Birth (doc.)	**560**	**72.2%**
	per Transfer	26.1%

Outcome unknown
8 **0.4%**

Births	**n**	**%**
Singletons	446	79.6
Twins	113	20.2
Triplets	1	0.2
Quadruplets	0	0.0

Multiple Birth Rate (MBR) **20.4%**

Compared to thawing 2PNs:

	SET (n)	CP/Transfer (%)	Births/Transfer (%)	MBR (%)	DET (n)	CP/Transfer (%)	Births/Transfer (%)	MBR (%)
Transfers (outcome kown)	12,325	32.2	23.4	1.9	2,857	30.7	22.1	22.0
Transfers d2/3	2,570	18.9	13.9	1.7	3,334	25.5	18.4	18.0
Transfers d5/6	8,982	36.4	26.5	1.8	2,133	39.4	28.3	25.8
others	751	26.9	18.5	3.6	401	27.7	18.5	24.4

Comparison SET and DET "German Compromise" Thawing Cycles Embryos 2024

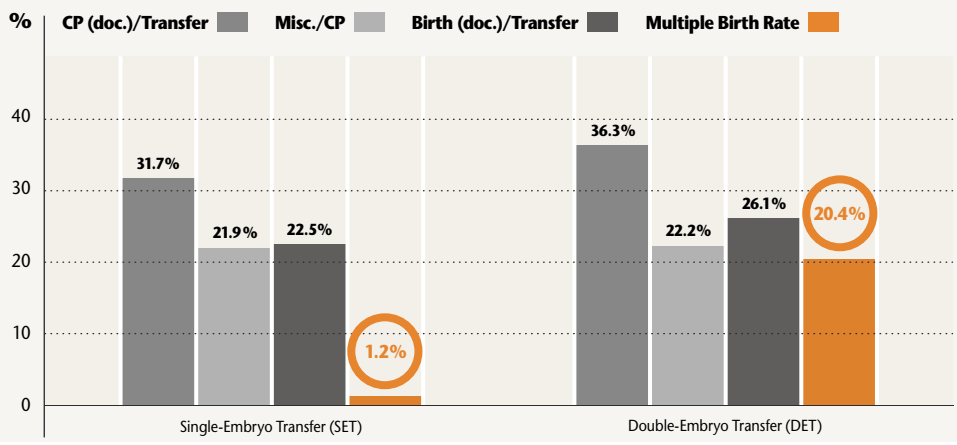

SET versus DET:
The likelihood of birth after DET increases by a factor of 1.16. The likelihood of multiple birth after DET increases by a factor of 17.0.
For an increase in the birth rate of not even 3.6 percentage points, the risk of multiples is raised by 17 times!

Pregnancies Cumulative 2020 – 2024 as a Function of Female Age

IVF, ICSI, Cryo Cycles – Prospective Data

Age Group <= 29	Transfers	CP (Fresh Cycles)	CP (Fresh Cycles) in %	Cryo Cycle with Transfer	CP (Cryo Cycles)	CP/ET (Cryo Cycles) in %	Cum. CP	Cumulative Pregnancy Rate in %
1st Transfer	16,160	6,845	42.4	4,288	1,680	39.2	8,525	**41.7**
2nd Transfer	4,524	1,798	39.7	8,647	3,152	36.5	13,475	**65.9**
3rd Transfer	2,311	844	36.5	5,197	1,867	35.9	16,186	**79.2**
4th Transfer	1,153	445	38.6	2,796	972	34.8	17,603	**86.1**
>4 Transfers	1,130	424	37.5	3,131	1,035	33.1	19,062	**93.2**

Age Group 30-34	Transfers	CP (Fresh Cycles)	CP (Fresh Cycles) in %	Cryo Cycle with Transfer	CP (Cryo Cycles)	CP/ET (Cryo Cycles) in %	Cum. CP	Cumulative Pregnancy Rate in %
1st Transfer	44,561	17,621	39.5	11,071	4,255	38.4	21,876	**39.3**
2nd Transfer	13,475	4,778	35.5	23,022	8,049	35.0	34,703	**62.4**
3rd Transfer	7,624	2,683	35.2	14,237	4,859	34.1	42,245	**75.9**
4th Transfer	4,121	1,417	34.4	8,126	2,675	32.9	46,337	**83.3**
>4 Transfers	4,430	1,407	31.8	10,374	3,068	29.6	50,812	**91.3**

Age Group 35-39	Transfers	CP (Fresh Cycles)	CP (Fresh Cycles) in %	Cryo Cycle with Transfer	CP (Cryo Cycles)	CP/ET (Cryo Cycles) in %	Cum. CP	Cumulative Pregnancy Rate in %
1st Transfer	52,206	16,583	31.8	9,740	3,291	33.8	19,874	**32.1**
2nd Transfer	18,567	5,108	27.5	21,448	6,478	30.2	31,460	**50.8**
3rd Transfer	10,433	2,835	27.2	13,081	3,753	28.7	38,048	**61.4**
4th Transfer	5,396	1,432	26.5	7,659	1,990	26.0	41,470	**66.9**
>4 Transfers	6,078	1,477	24.3	10,568	2,559	24.2	45,506	**73.5**

Age Group >= 40	Transfers	CP (Fresh Cycles)	CP (Fresh Cycles) in %	Cryo Cycle with Transfer	CP (Cryo Cycles)	CP/ET (Cryo Cycles) in %	Cum. CP	Cumulative Pregnancy Rate in %
1st Transfer	17,733	3,002	16.9	3,894	903	23.2	3,905	**18.1**
2nd Transfer	6,709	1,063	15.8	5,580	1,054	18.9	6,022	**27.8**
3rd Transfer	3,535	530	15.0	3,155	555	17.6	7,107	**32.9**
4th Transfer	1,810	242	13.4	1,754	291	16.6	7,640	**35.3**
>4 Transfers	2,393	288	12.0	2,389	353	14.8	8,281	**38.3**

Follow-up clinical pregnancies until Dec. 31st, 2025.
No distinction was made here as to the order in which a patient underwent fresh or thawing cycles from the second transfer onwards.

Here again, we present cumulative chances after several cycles depending on age. Patients under 34 years of age have a chance of becoming pregnant with four transfers of over 83%.

In patients between 35 and 39 years of age, 2 out of 3 patients achieve a pregnancy after four transfers.

In patients aged 40 and over, the chances increase to "only" a third. So even in a cumulative view, the age of our patients plays a decisive role.

These figures can help assess the chances during counselling.

Live Births Cumulative Based on First OPU 2018 – 2023

IVF, ICSI, Cryo Cycles – Prospective Data

This evaluation presents cumulative probability of having a child per aspiration. Other evaluations present cumulative probability of pregnancies with regard to transfers. After first aspiration, the chance of birth in Germany is just more than 30%. Subsequent thawing transfers can increase birth rate to more than 55%.

And this is after only one aspiration for oocyte retrieval! The relatively small percentage increase after the 3rd transfer is due to the small number of people who even have the option for 4 or more transfers from one egg retrieval, as the proportion of remaining embryos becomes low after three transfers.

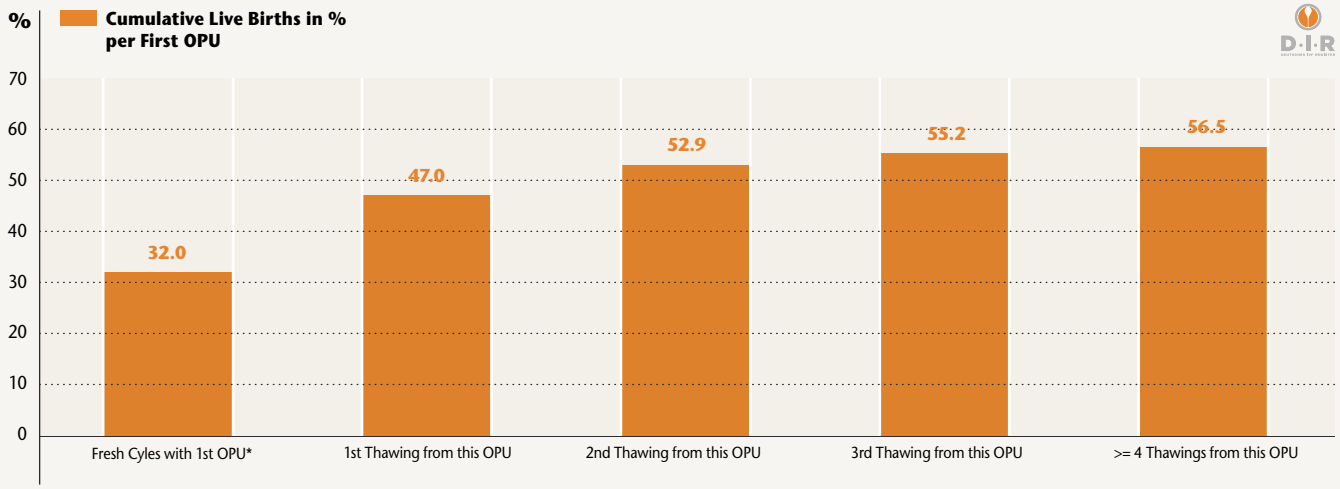

2018 – 2023 (Total)	1st OPU*	Thawings Based on 1st OPU	Live Births	Live Births/OPU / Live Births/FET (%)	Live Births Cumulative	Cumulative Live Births per 1st OPU (%)
Fresh Cyles with 1st OPU*	61,275		19,607	32.0	19,607	**32.0**
1st Thawing from this OPU		41,221	9,165	22.2	28,772	**47.0**
2nd Thawing from this OPU		17,231	3,626	21.0	32,398	**52.9**
3rd Thawing from this OPU		6,703	1,432	21.4	33,830	**55.2**
>= 4 Thawings from this OPU		3,970	812	20.5	34,642	**56.5**

Follow-up births until Dec. 31st, 2024.
**) Cycles without fresh transfer (freeze all) and cycles without cryopreservation were excluded.*
2018-2023: 1st OPU = 201,389; 1st OPU without freeze all = 169,027; Cycles without cryopreservation = 61,275; Cycles with Cryopreservation = 107,752.

Until 2019, cryopreservation was performed in only one-third of all initial follicle punctures involving a transfer. Since 2020, we have observed a steady annual increase in the proportion of initial punctures accompanied by cryopreservation, rising from 35.7% to the current 45.1%. The volume of cryopreservation continues to grow each year, even though the rate of increase is (unfortunately) slowing down. We view this as a positive development, given that more than half of our patients give birth to a child after three embryo transfers resulting from a single puncture (see above). This success rate is attributable, on the one hand, to improved freezing and thawing techniques (vitrification). On the other hand, the increased use of single-embryo transfer results in a greater number of cryopreserved embryos – following the principle that "1 plus 1" is better than "2 plus 0."

Annual development of the proportions of first punctures with cryopreservation, without Freeze All 2018–2025

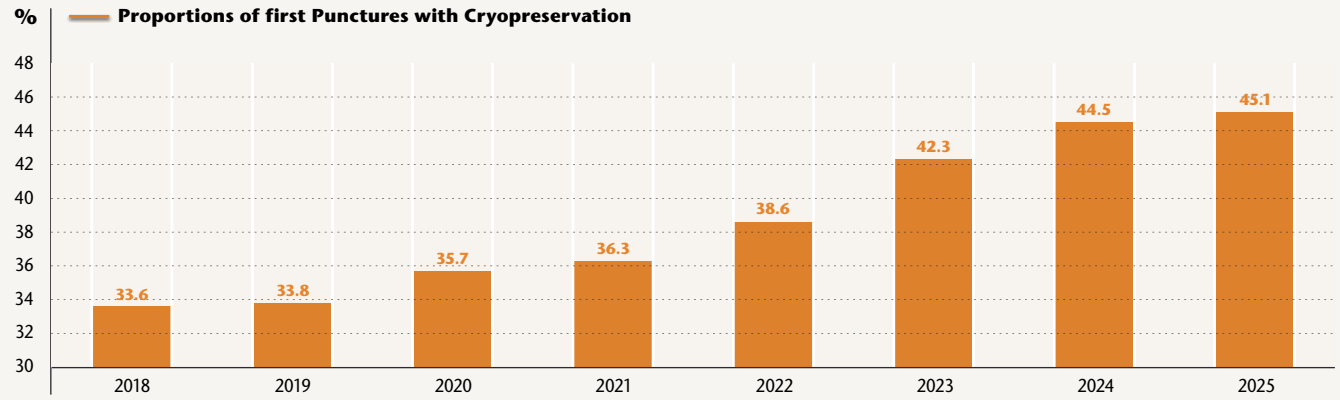

Positive Pregnancy Outcomes 2024

IVF, ICSI – Prospective and Retrospective Data

	Fresh Cycles		Cryo Cycles	
	n	%	n	%
Clinical Pregnancies	15,074	100.0	13,982	100.0
Outcome documented	14,446	95.8	13,251	94.8
Transfer	49,169		44,120	
Births	10,933		10,037	
Life-Birth-Rate/Birth	10,908	99.8	10,019	99.8
Life-Birth-Rate/ET	10,908	22.2	10,019	22.7
SET Good Prognosis Patient*				
Number of Transfers	4,855			
Life-Birth-Rate/ET	1,685	34.7		
Multiple Pregnancies	24	1.4		
DET Good Prognosis Patient*				
Number of Transfers	957			
Life-Birth-Rate/ET	335	35.0		
Number of Multiple Births	108	32.2		

Loss of Pregnancy 2024

Prospective and Retrospective Data

	Fresh Cycles		Cryo Cycles	
	n	%	n	%
Clinical Pregnancies	15,074	100.0	13,982	100.0
Outcome documented	14,446	95.8	13,251	94.8
Miscarriages	3,367	22.3	3,103	22.2
Among those: Induced Abortions	274	8.1	233	7.5
Stillbirths	25	0.2	18	0.2

*) *Good prognosis patient in D·I·R: age <=35, fresh cycle, 1st cycle, oocytes retrieved >=8, 2PNs >=5, sperm collection anterograde*

Embryos per Transfer and Multiple Birth Rate 1997 – 2024

IVF, ICSI, Cryo – Prospective and Retrospective Data

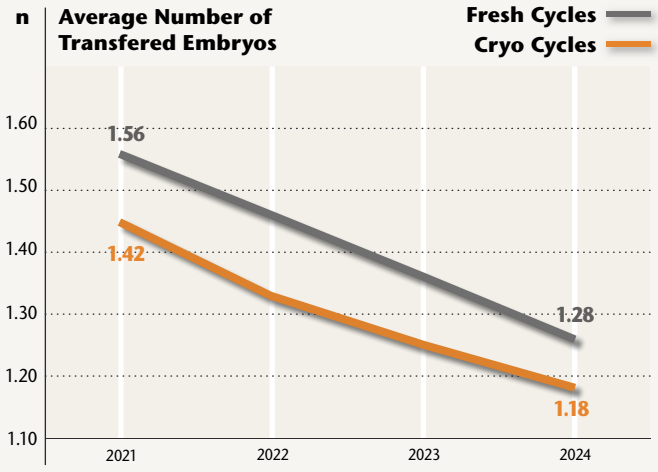

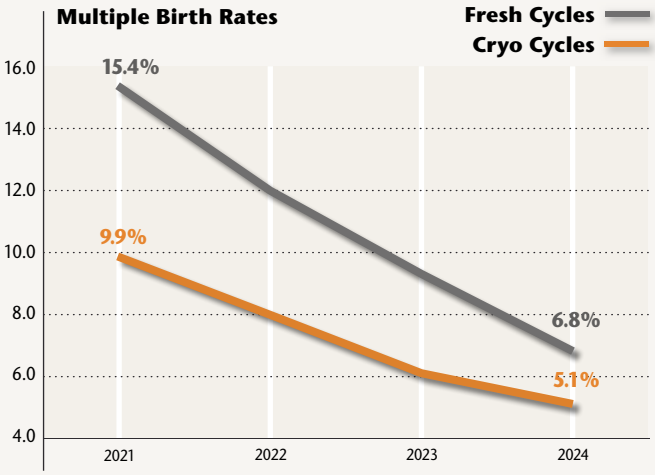

		1997	[...]	2021	2022	2023	2024
Fresh Cycles	ø Number of Transf. Embryos	2.56	*For values from 1998 to 2020 see www.deutsches-ivf-register.de*	1.56	1.46	1.36	1.28
	Multiple Birth Rate %	25.2		15.4	12.0	9.3	6.8
Cryo Cycles	ø Number of Transf. Embryos	2.34		1.42	1.33	1.25	1.18
	Multiple Birth Rate %	11.6		9.9	8.0	6.1	5.1

The significant reduction in multiple births continues! Single-embryo transfer is becoming increasingly widespread and firmly established in Germany - both in terms of the number of centers adopting the practice and regarding the decisions made within those centers concerning embryo culture and transfer.

In 2016, the combined rate of multiple births from fresh and thaw cycles stood at 20.4%. By 2024, it improved by another 2%-points compared to 2023 and now stands at 6.0%!

Special Laboratory Analysis: IVF or ICSI? An individualised decision based on sperm parameters!

The increasing use of ICSI in couples without male factor infertility is based on the assumption that sperm injection results in higher pregnancy and live-birth rates. However, evidence demonstrating the superiority of ICSI over conventional IVF is largely lacking, particularly for normal or mildly impaired semen analysis results. The ESHRE guideline therefore recommends strict criteria: ICSI primarily for severely impaired sperm quality, and conventional IVF for semen parameters in the normal range.

The Analyzed Data Pool

For this analysis, treatment cycles performed between 2020 and 2024 were included if oocyte retrieval yielded either 1–4 or 5–15 oocytes and sperm was obtained by antegrade/orthograde ejaculation. Cycles involving women aged ≥35 years were excluded to ensure data comparability. Due to incomplete documentation regarding the relevant semen analysis parameters, approximately 15% of IVF cycles and 22% of ICSI cycles had to be excluded. All outcome parameters (clinical pregnancy/ET, miscarriage/clinical pregnancy, and birth/ET) were derived exclusively from fresh cycles with single-embryo transfer (SET). Following these exclusions, 24,656 IVF cycles and 48,448 ICSI cycles remained available for analysis.

The following parameters were used to assess their association with treatment outcomes:

- Sperm concentration in the native ejaculate (in millions per milliliter); classivied in increments of 10 into the following groups: >0 to <10 million/ml, ≥10 to <20 million/ml, ≥20 to <30 million/ml, ≥30 to <40 million/ml, ≥40 to <50 million/ml, and ≥50 million/ml.
- Progressive sperm motility, calculated as the sum of categories A and B (WHO Manual, 2021), was divided into two groups: >0 to <30% (A+B) and ≥30% (A+B).
- Number of oocytes retrieved: 5–15 oocytes (good oocyte yield) and 1–4 oocytes (low oocyte yield).

The first figure on the right shows the number of IVF and ICSI cycles with 1–4 or 5–15 oocytes, respectively (absolute numbers in the table), represented as a percentage (y-axis) of the total cycles across the six concentration groups (>0 to <10 million/ml, ≥10 to <20 million/ml, ≥20 to <30 million/ml, ≥30 to <40 million/ml, ≥40 to <50 million/ml, ≥50 million/ml).

Included IVF and ICSI cycles

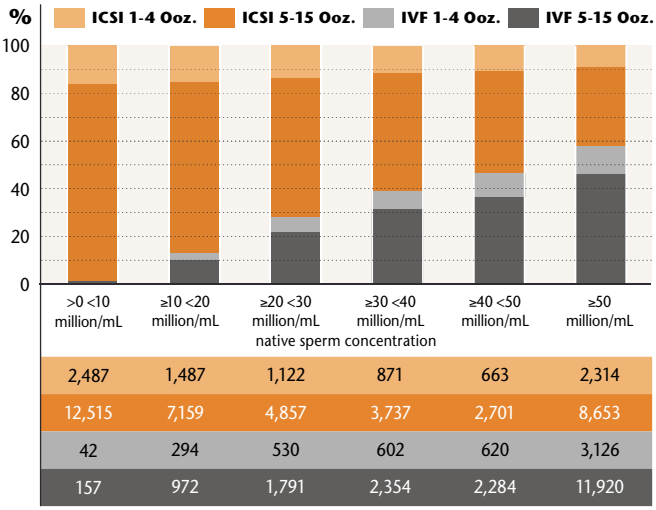

	>0 <10 million/mL	≥10 <20 million/mL	≥20 <30 million/mL	≥30 <40 million/mL	≥40 <50 million/mL	≥50 million/mL
ICSI 1-4 Ooz.	2,487	1,487	1,122	871	663	2,314
ICSI 5-15 Ooz.	12,515	7,159	4,857	3,737	2,701	8,653
IVF 1-4 Ooz.	42	294	530	602	620	3,126
IVF 5-15 Ooz.	157	972	1,791	2,354	2,284	11,920

In the lowest sperm concentration group (<10 million/ml), only 1.3% of all cycles were IVF attempts (42 cycles with 1–4 oocytes and 157 cycles with 5–15 oocytes); whereas 98.7% were ICSI cycles. This distribution is consistent with current clinical practice: significantly fewer IVF treatments are performed when sperm parameters are severely impaired. Consequently, as sperm values increase, the respective proportion of IVF cycles also rises to 12.8%, 28%, 39.1%, and 46.3%, reaching 57.8% in the group with ≥50 million sperm per milliliter.

Influence of sperm quality with a normal oocyte yield (5–15)

Only cycles with a higher number of oocytes (5–15 oocytes) were included in this analysis (see table above for absolute numbers). The cycles were stratified into two groups according to progressive motility (summed categories A+B) of less than 30%, and those with good motility parameters (≥30%).

The figure shows the proportion of cycles with at least one regular fertilized oocyte. This ranged from 80.4% to 95.7% for IVF cycles and from 97.5% to 99.1% for ICSI cycles. As expected, the lowest IVF success rates were observed with native ejaculate concentrations below 10 million/ml and poorer progressive motility; higher concentration and motility values were associated with higher success rates. In contrast, for ICSI the values remained remarkably consistent across all concentration and motility groups.

Fertilization rates per retrieved oocyte show a similar picture: for IVF they increase with increasing concentration and progressive motility. For ICSI, rates also increase with higher concentrations, but motility plays no role, since a single sperm is injected directly and does not need to make its own way to the oocyte. See charts on the next page.

Proportion of cycles with regular fertilization (5-15 oocytes)

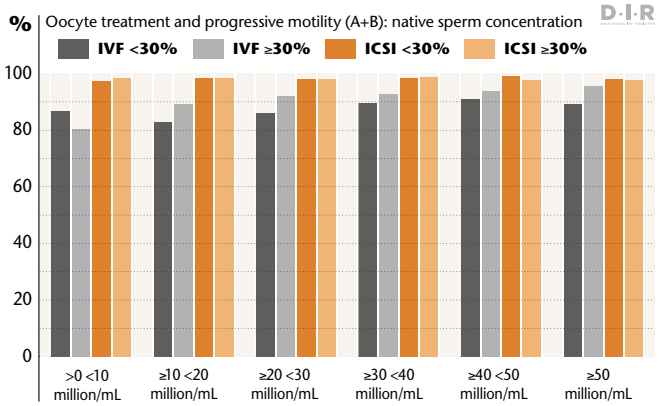

Fertilization rate per retrieved oocyte (5-15 oocytes)

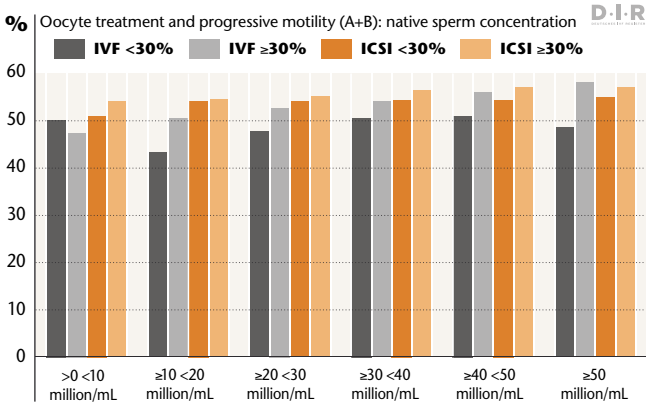

Notably, at high sperm concentrations from around 30 to 40 million/ml with good progressive motility, the fertilization rates for IVF and ICSI cycles equalise, and for normal semen parameters, ICSI no longer achieves higher fertilization rates. The clinical pregnancy, miscarriage, and birth rates are comparable across all concentration groups and motility parameters for both IVF and ICSI. There is only one exception: IVF cycles with motility below 30% (categories A+B). In this subgroup, lower clinical pregnancy rates were observed, accompanied with higher miscarriage rates (in the intermediate concentration groups) and, consequently, lower live-birth rates.

Clinical pregnancies per SET (5-15 oocytes)

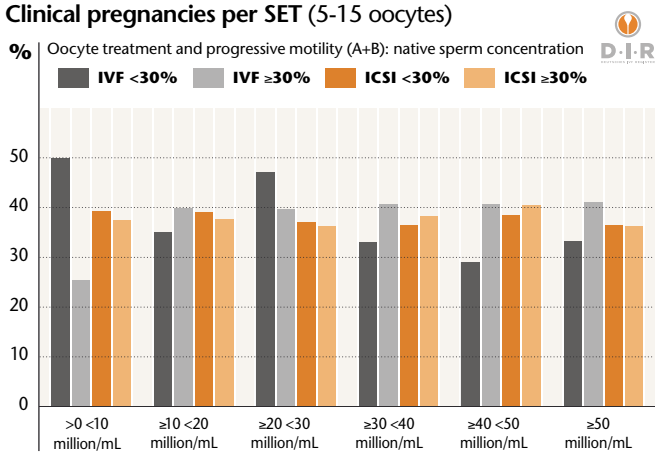

Births per SET (5-15 oocytes)

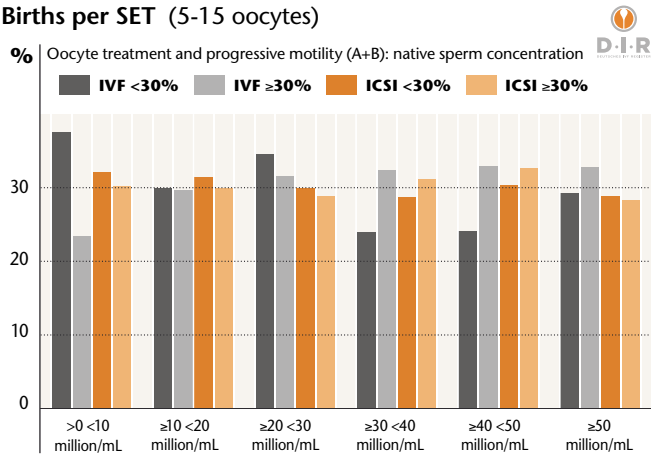

What should be done if only a few oocytes (1–4) were retrieved?

In treatment cycles yielding few oocytes, ICSI is often chosen in the expectation that it will increase the likelihood of fertilization. But what do the data actually show?

Overall, only a relatively small number of cycles (see first figure) could be included in these analyses, which limits the strength of the conclusion. A meaningful comparison can only be drawn at levels of 20–30 million/ml or higher (530 IVF cycles and 1,122 ICSI cycles). The proportion of cycles with at least one regular fertilized oocyte ranged from 44.4% to 87.9% for IVF (varying by concentration and motility range, approximately 81% on average), and from 84.2% to 88.6% for ICSI. Neither concentration nor motility have an influence in ICSI, and the proportion of cycles with regular fertilization is consistent across all groups.

Proportion of cycles with regular fertilization (1-4 oocytes)

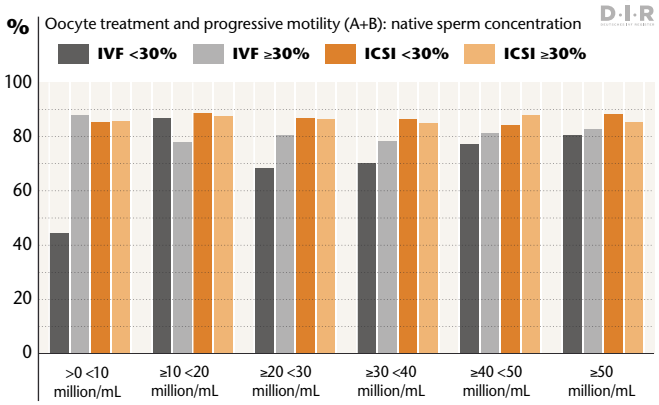

Fertilization rate per retrieved oocyte (1-4 oocytes)

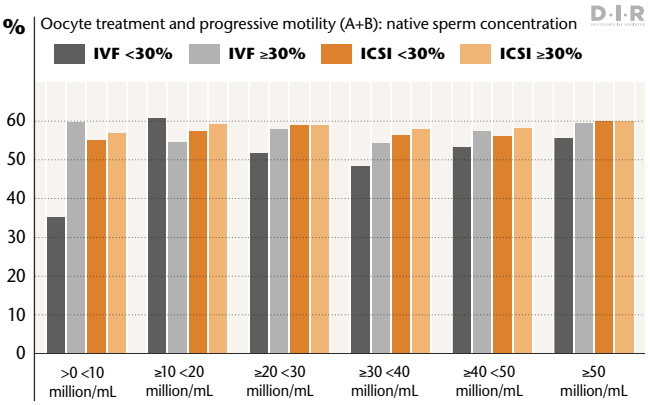

A similar pattern is observed regarding fertilization rates per retrieved oocyte: in IVF, low values are associated with low concentration and/or reduced progressive motility, while at good concentrations the rates align across all concentrations. For ICSI, neither sperm concentration nor progressive motility appear to affect the rates - they are consistently comparable, including in comparison to IVF cases with good progressive motility.

Clinical pregnancies per SET (1-4 oocytes)

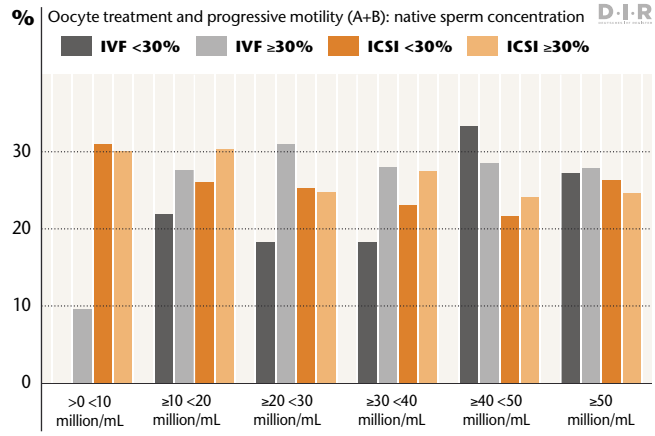

Births per SET (1-4 oocytes)

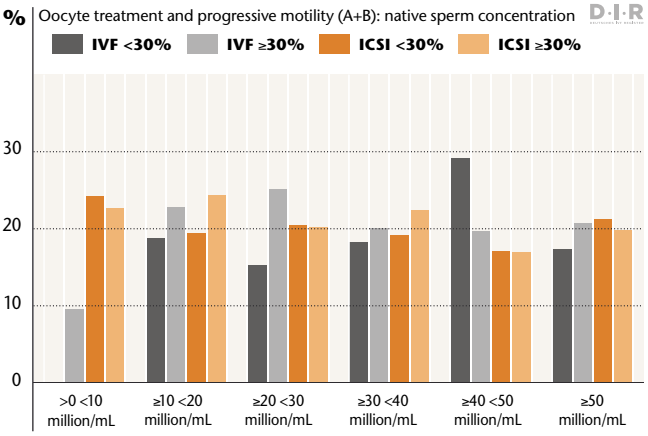

With good concentration (above 20 million/ml) and good progressive motility, clinical pregnancy rates for IVF and ICSI are nearly identical; they are only lower with low concentration and poor progressive motility. Miscarriage rates varied considerably and are difficult to interpret reliably due to the small sample size. Live birth rates are also comparable between IVF and ICSI for sperm concentrations of 20–30 million/ml, except for the IVF subgroup with low progressive motility (the deviation at 40–50 million/ml is probably due to the small sample size). Again, for ICSI, no influence of progressive motility.

Conclusion: When IVF is enough, why choose ICSI? IVF can deliver the same success rates as ICSI. The main exception appears to be cycles involving low sperm concentrations and/or markedly reduced progressive motility, in which ICSI remains the more appropriate treatment option.
Therefore, our conclusion is: not "ICSI for all," but "IVF when IVF is enough": when appropriately selected, IVF is just as effective as ICSI.

Dipl. Biol. Verona Blumenauer, Leipzig
Prof. Dr. Verena Nordhoff, Münster

Development of the Retrieved Oocytes 2025

Prospective and retrospective data

	IVF	%		ICSI	%	
retrieved oocytes	192,818	100.0		413,706	100.0	
treated oocytes	189,864	98.5	100.0	327,288	79.1	100.0
fertilized (2PN)	106,928	55.5	56.3	219,190	53.0	67.0
cryopreserved 2PN	38,271		35.8	72,670		33.2
transferred embryos	18,011		16.8	37,789		17.2
cryopreserved embryos	15,277		14.3	29,936		13.7

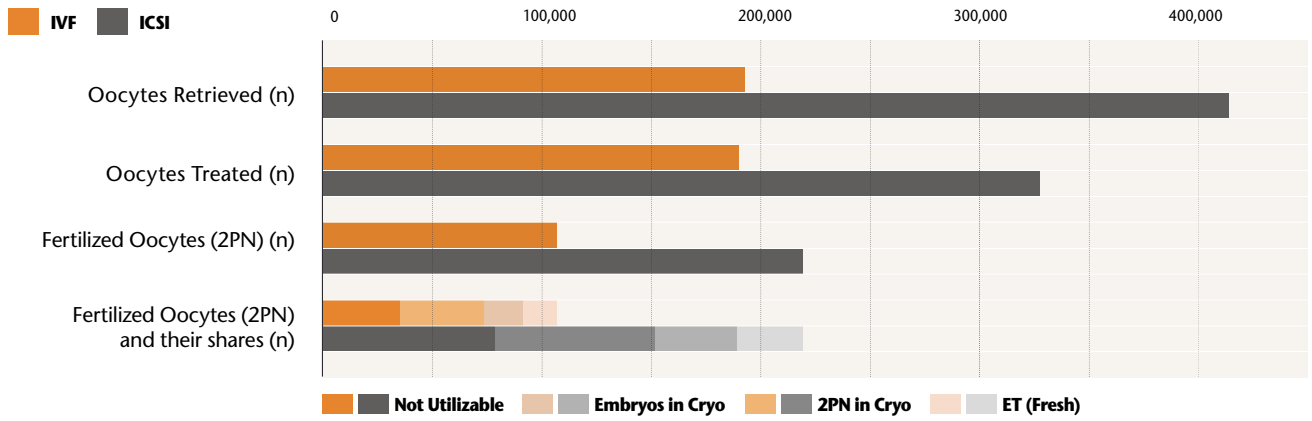

Clinical Pregnancies (CP)/Transfer as a Function of Embryo Quality 2025

IVF, ICSI, IVF/ICSI

Quality		<= 29 Years		30 – 34 Years		35 – 39 Years		>= 40 Years		Total	
Ideal	Not Ideal	ET	CP/ET %	ET	CP/ET %	ET	CP/ET %	ET	CP/ET %	ET	CP/ET %
0	1	477	18.1	1,667	19.6	2,692	14.7	1,256	7.1	6,093	14.7
0	2	68	26.5	252	24.3	455	20.3	268	7.5	1,043	18.4
0	3	0	-	3	66.7	5	20.0	7	0.0	15	20.0
1	0	2,827	43.4	9,061	40.0	13,042	32.5	4,725	17.7	29,656	33.5
1	1	113	38.1	322	36.3	617	28.9	366	17.5	1,418	28.4
1	2	0	-	3	0.0	4	25.0	6	33.3	13	23.1
2	0	420	42.6	1,337	42.0	2,480	37.4	1,320	19.6	5,558	34.7
2	1	0	-	2	0.0	7	42.9	15	20.0	24	25.0
3	0	0	-	3	33.3	17	23.5	23	4.3	43	14.0
Total*		**3,905**	**39.8**	**12,653**	**37.1**	**19,325**	**30.2**	**7,990**	**16.0**	**43,876**	**30.5**

13 transfers could not be allocated.

Cryo Transfer

Quality		IVF		ICSI	
ideal	Not Ideal	ET	CP/ET %	ET	CP/ET %
0	1	1,051	19.8	2,329	18.8
0	2	201	16.5	503	17.2
0	3	1	100.0	11	10.0
1	0	12,476	31.8	23,225	33.6
1	1	299	30.2	629	28.7
1	2	3	33.3	5	40.0
2	0	1,415	33.4	2,701	33.7
2	1	5	20.0	12	25.0
3	0	21	23.8	57	35.7
Total		**15,482**	**30.8**	**29,489**	**32.1**

27 transfers could not be allocated.

Children Born as a Function of Week of Gestation (WoG) and Birth Weight 2024

Prospective and Retrospective Data

IVF, ICSI, IVF/ICSI

Current WoG	20 - 26		27 - 31		32 - 37		38 - 41		>= 42		Total	% of total
Singletons (n and %)	39	0.4	118	1.3	1,511	16.6	7,390	81.0	62	0.7	**9,120**	**87.7**
Average Birth Weight (g)	673		1,291		2,738		3,406		3,487		**3,257**	
Twins (n and %)	26	2.1	121	9.6	968	77.1	140	11.1	1	0.1	**1,256**	**12.1**
Average Birth Weight (g)	628		1,281		2,415		2,816		2,430		**2,314**	
Triplets (n and %)	-	-	12	44.4	15	55.6	-	-	-	-	**27**	**0.3**
Average Birth Weight (g)	-		1,417		1,770		-		-		**1,613**	

Percentage of preterm deliveries in singleton pregnancies is 18.3% and their average birth weight 2,587g.
Percentage of preterm deliveries in twin pregnancies is 88.8% and their average birth weight 2,251g.
Percentage of preterm deliveries in triplets pregnancies is 100.0% and their average birth weight 1,613g.

Cryo Transfer

Current WoG	20 - 26		27 - 31		32 - 37		38 - 41		>= 42		Total	% of total
Singletons (n and %)	32	0.4	62	0.8	1,184	14.4	6,781	82.6	148	1.8	**8,207**	**90.4**
Average Birth Weight (g)	697		1,234		2,850		3,505		3,531		**3,386**	
Twins (n and %)	28	3.3	62	7.3	640	75.7	112	13.2	4	0.5	**846**	**9.3**
Average Birth Weight (g)	631		1,272		2,498		2,982		3,144		**2,411**	
Triplets (n and %)	-	-	12	50.0	12	50.0	-	-	-	-	**24**	**0.3**
Average Birth Weight (g)	-		1,206		1,798		-		-		**1,502**	

Percentage of preterm deliveries in singleton pregnancies is 15.6% and their average birth weight 2,714g.
Percentage of preterm deliveries in twin pregnancies is 86.3% and their average birth weight 2,322g.
Percentage of preterm deliveries in triplets pregnancies is 100.0% and their average birth weight 1,502g.

Multiple births can occur at different weeks of pregnancy.

Children Born 1997 – 2024

Prospective and Retrospective Data

Total (IVF, ICSI, IVF/ICSI, Cryo Transfer)

	Singletons		Twins		Triplets		Quadruplets		Total
	n	%	n	%	n	%	n	%	n
1997	4,175	58.7	1,902	32.8	492	8.4	8	0.1	6,577
1998	5,357	58.2	3,152	34.2	702	7.6	0	-	9,211
1999	6,116	60.5	3,396	33.6	600	5.9	4	0.0	10,116
2000	6,143	60.5	3,504	34.5	507	5.0	4	0.0	10,158
2001	7,726	62.2	4,252	34.3	435	3.5	0	-	12,413
2002	8,930	63.8	4,662	33.3	387	2.8	8	0.1	13,987
2003	11,922	63.1	6,334	33.6	597	3.2	24	0.1	18,877
2004	6,891	65.6	3,336	31.8	273	2.6	0	-	10,500
2005	7,038	65.8	3,440	32.1	213	2.0	12	0.1	10,703
2006	7,419	66.9	3,450	31.1	222	2.0	4	0.0	11,095
2007	8,407	66.4	4,076	32.2	183	1.4	4	0.0	12,670
2008	8,444	65.7	4,142	32.3	240	1.9	8	0.1	12,834
2009	9,016	67.3	4,152	31.0	216	1.6	8	0.1	13,392
2010	8,619	66.2	4,156	31.9	249	1.9	0	-	13,024
2011	9,388	63.3	5,131	34.7	300	2.0	0	-	14,819
2012	10,188	66.4	4,906	32.0	249	1.6	0	-	15,343
2013	11,713	64.9	6,003	33.3	327	1.8	8	0.0	18,051
2014	13,092	65.5	6,566	32.9	309	1.5	12	0.1	19,979
2015	13,702	65.4	6,942	33.2	297	1.4	8	0.0	20,949
2016	13,692	66.0	6,800	32.8	258	1.2	4	0.0	20,754
2017	14,580	67.2	6,800	31.3	321	1.5	8	0.0	21,709
2018	15,423	69.6	6,508	29.4	225	1.0	0	-	22,156
2019	16,467	70.7	6,560	28.2	273	1.2	0	-	23,300
2020	17,050	74.4	5,690	24.8	156	0.7	8	0.0	22,904
2021	18,547	76.0	5,702	23.4	165	0.7	0	-	24,414
2022	18,270	81.1	4,130	18.3	129	0.6	0	-	22,529
2023	19,175	85.2	3,236	14.4	90	0.4	0	-	22,501
2024	19,775	88.6	2,480	11.1	60	0.3	0	-	22,315
Total	**317,265**	**69.4**	**131,408**	**28.7**	**8,475**	**1.9**	**132**	**0.0**	**457,280**



Distribution of Indications 2025

IVF and ICSI – Prospective Data

	Ø Age Pat.	Treatments	Transfers		Clin. Preg.	
	n	n	n	%	n	%*
No Information	34.8	746	625	83.8	155	24.8
Idiopathic	35.8	4,859	3,263	67.2	970	29.8
Male	35.1	22,310	16,245	72.8	5,252	32.4
Female	35.7	15,323	10,938	71.4	3,227	29.6
Male and Female	36.5	16,177	11,005	68.1	3,192	29.1
Single Woman	36.7	1,451	1,078	74.5	264	24.6
Lesbian Couple	35.6	1,004	722	72.0	272	37.9
Total	**35.7**	**61,870**	**43,876**	**70.9**	**13,332**	**30.5**

*) CPR/ET for outcomes known

Shares of Indications (Cycles) 2025

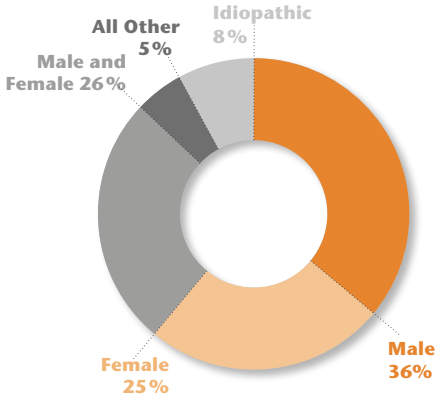

IVF

Male Factor	Normal		Red. Semen Quality		Unknown		Other***		Total****	
Female Factor	n	%	n	%	n	%	n	%	n	%
Normal	3,643	15.7	539	2.3	107	0.5	548	2.4	4,837	20.9
Tubal Pathology	2,537	10.9	422	1.8	95	0.4	467	2.0	3,521	15.2
Endometriosis	2,492	10.7	393	1.7	86	0.4	461	2.0	3,432	14.8
Hyperandrog./PCO	613	2.6	107	0.5	26	0.1	146	0.6	892	3.8
Ovulatory Dysf.	725	3.1	161	0.7	24	0.1	251	1.1	1,161	5.0
Psychogen. Factors	19	0.1	5	0.0	0	0.0	5	0.0	29	0.1
Age	1,635	7.0	357	1.5	45	0.2	401	1.7	2,438	10.5
Other**	4,491	19.4	1,156	5.0	208	0.9	961	4.1	6,816	29.4
No Information	69	0.3	0	0.0	0	0.0	1	0.0	70	0.3
Total**	**16,224**	**69.9**	**3,140**	**13.5**	**591**	**2.5**	**3,241**	**14.0**	**23,196**	**100.0**

ICSI

Male Factor	Normal		Red. Semen Quality		Azoospermia		Unknown		Other***		Total****	
Female Factor	n	%	n	%	n	%	n	%	n	%	n	%
Normal	5,388	9.9	7,270	13.4	1,089	2.0	158	0.3	1,986	3.7	15,891	29.3
Tubal Pathology	1,024	1.9	1,545	2.9	56	0.1	56	0.1	680	1.3	3,361	6.2
Endometriosis	1,546	2.9	2,218	4.1	130	0.2	58	0.1	977	1.8	4,929	9.1
Hyperandrog./PCO	541	1.0	862	1.6	104	0.2	27	0.0	364	0.7	1,898	3.5
Ovulatory Dysf.	640	1.2	1,474	2.7	139	0.3	53	0.1	682	1.3	2,988	5.5
Psychogen. Factors	23	0.0	43	0.1	8	0.0	0	0.0	25	0.0	99	0.2
Age	1,670	3.1	2,414	4.5	276	0.5	97	0.2	1,019	1.9	5,476	10.1
Other**	7,179	13.2	7,561	14.0	771	1.4	247	0.5	3,548	6.5	19,306	35.6
No Information	158	0.3	44	0.1	7	0.0	7	0.0	21	0.0	237	0.4
Total**	**18,169**	**33.5**	**23,431**	**43.2**	**2,580**	**4.8**	**703**	**1.3**	**9,302**	**17.2**	**54,185**	**100.0**

***) This includes the following indications: diminished ovarian reserve, medical freezing, single women, genetic testing (polar body analysis, trophectoderm biopsy for PGT-A, PGT-SR, PGT-M), lesbian couple, social freezing, uterine or cervical factor, others.*

****) This includes following indications: anejaculation, medical freezing, preimplantation genetic testing, CBAVD, pathological function test, psychogenic disturbances, retrograde ejaculation, urogenital malformation, failed or bad fertilization rate in conventional ivf-procedure, condition after genital cancer, condition after severe genital infection, condition after vasectomy, others.*

*****) Multiple answers per cycle permitted.*

Mean Age for Women and Men 1997 – 2025

IVF, ICSI, IVF/ICSI – Prospective and Retrospective Data

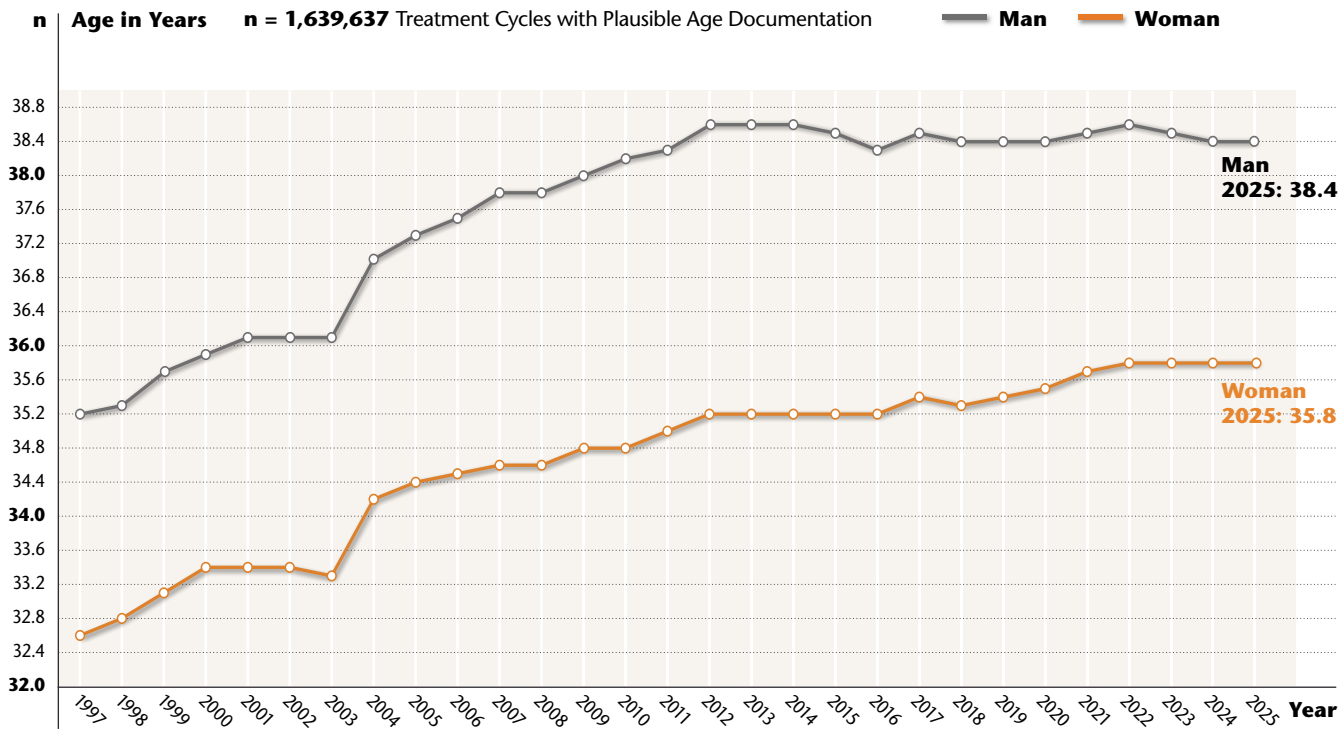

Preventive Egg Freezing 2021 – 2025

Fresh Cycles – Prospective and Retrospective Data

	2021	2022	2023	2024	2025
No. of Centers	110	113	116	129	131
Recorded Cycles	2,173	2,311	3,479	4,330	5,156
Plausible Cycles	2,132	2,267	3,450	4,282	4,973
Plausible Cycles %	98.1	98.1	99.2	98.9	96.5
Number of Patients	1,555	1,729	2,604	3,313	3,860
Ø-Age of Patients	35.8	35.6	35.4	35.3	35.3
Ø Number of treatm. / patient	1.4	1.3	1.3	1.3	1.3
OPU	2,009	2,106	3,240	4,002	4,964
Oocytes Aspirated	1,956	2,046	3,180	3,915	4,964
Avg. Oocytes Aspirated / Cycle	10.8	11.0	11.0	11.2	11.0
Freeze All MII	1,796	1,915	2,974	3,628	4,822
Share (%) of Cycles with Cryo-preserved from Retrieved Oocytes	76.2	76.9	76.6	75.8	76.6

2021-2024: Either therapy or patient are marked as Preventive Egg Freezing. Evaluation improved.
2025: First-time analysis based on the "Reason for Freeze-All" field = Preventive Egg Freezing. Therefore, the same number of follicle punctures were performed and oocytes retrieved.
Follow-up from these cycles: Subsequent pregnancies and births from the resulting thawing cycles have not yet been detected in significant numbers.

Clinical Pregnancy Rate as a Function of Stimulation 2025

IVF, ICSI – Prospective Data, "**Freeze-all**" **Cycles excluded**

Total	recFSH	hMG	recFSH & recLH	recFSH & hMG	Long-Acting recFSH	hrFSH	Antiestrogen +/- Gonadotropin	Other*	No Info	Total
Stimulations (n)	14,638	12,072	17,094	2,769	898	1,105	4,946	2,488	1,792	57,802
Transfers (n)	12,042	8,923	13,315	2,079	673	922	2,380	2,014	1,165	43,513
Transfers (%)	82.3	73.9	77.9	75.1	74.9	83.4	48.1	80.9	65.0	75.3
CP (n)	4,248	2,560	4,065	509	173	350	453	594	338	13,290
CP/ET (%)	35.3	28.7	30.5	24.5	25.7	38.0	19.0	29.5	29.0	30.5
CP/Stim. (%)	29.0	21.2	23.8	18.4	19.3	31.7	9.2	23.9	18.9	23.0
Ø-Age of Patients	34.0	37.1	36.1	36.8	37.9	34.1	38.9	35.5	36.7	36.0

Short GnRHa	recFSH	hMG	recFSH & recLH	recFSH & hMG	Long-Acting recFSH	hrFSH	Antiestrogen +/- Gonadotropin	Other*	No Info	Total	Share (%) from total
Stimulations (n)	148	410	435	233	6	12	83	23	99	1,449	2.5
Transfers (n)	109	262	324	144	3	9	32	19	80	982	2.3
Transfers (%)	73.6	63.9	74.5	61.8	50.0	75.0	38.6	82.6	80.8	67.8	
CP (n)	27	77	80	23	2	3	4	3	24	243	1.8
CP/ET (%)	24.8	29.4	24.7	16.0	66.7	33.3	12.5	15.8	30.0	24.7	
CP/Stim. (%)	18.2	18.8	18.4	9.9	33.3	25.0	4.8	13.0	24.2	16.8	
Ø-Age of Patients	34.3	37.3	36.6	37.9	39.3	33.2	39.0	37.7	34.4	36.8	

Long GnRHa	recFSH	hMG	recFSH & recLH	recFSH & hMG	Long-Acting recFSH	hrFSH	Antiestrogen +/- Gonadotropin	Other*	No Info	Total	Share (%) from total
Stimulations (n)	1,059	1,728	1,851	538	68	34	53	239	201	5,771	10.0
Transfers (n)	893	1,371	1,422	440	55	26	26	192	162	4,587	10.5
Transfers (%)	84.3	79.3	76.8	81.8	80.9	76.5	49.1	80.3	80.6	79.5	
CP (n)	331	406	396	108	12	7	1	55	47	1,363	10.3
CP/ET (%)	37.1	29.6	27.8	24.5	21.8	26.9	3.8	28.6	29.0	29.7	
CP/Stim. (%)	31.3	23.5	21.4	20.1	17.6	20.6	1.9	23.0	23.4	23.6	
Ø-Age of Patients	34.4	36.8	36.4	36.3	38.7	35.8	38.0	36.1	36.5	36.2	

GnRH-Antagonists	recFSH	hMG	recFSH & recLH	recFSH & hMG	Long-Acting recFSH	hrFSH	Antiestrogen +/- Gonadotropin	Other*	No Info	Total	Share (%) from total
Stimulations (n)	11,720	8,264	13,013	1,800	745	893	3,030	1,984	1,236	42,685	73.8
Transfers (n)	9,825	6,193	10,383	1,379	580	754	1,607	1,639	818	33,178	76.2
Transfers (%)	83.8	74.9	79.8	76.6	77.9	84.4	53.0	82.6	66.2	77.7	
CP (n)	3,472	1,791	3,209	351	147	290	291	495	237	10,283	77.4
CP/ET (%)	35.3	28.9	30.9	25.5	25.3	38.5	18.1	30.2	29.0	31.0	
CP/Stim. (%)	29.6	21.7	24.7	19.5	19.7	32.5	9.6	24.9	19.2	24.1	
Ø-Age of Patients	33.9	37.2	36.0	36.7	38.0	34.0	38.9	35.4	36.6	35.9	

7,543 stimulations (13.0%) have been realized without Analoga or Antagonists, resulting in 4,528 transfers (60.0%) and 1,341 clinical pregnancies (29.6% CP/ET).

354 stimulations (0.6 %) could not been allocated to a specific protocol, resulting in 238 transfers (59.1%) and 60 clinical pregnancies (25.2% CP/ET).

Total number of fresh cycles with stimulation including freeze all cycles: 75,160. recFSH: 20,510, hMG: 14,964, recFSH and recLH: 22,158, recFSH and hMG: 3,691, long-acting recFSH: 1,414, hrFSH: 1,482.

*) *e.g. uFSH, uFSH and hMG etc.*

Ovarian Hyperstimulation Syndrome (OHSS) as a Function of Stimulation Protocol and Age Cohort 2025

IVF, ICSI, IVF/ICSI – Prospective Data

	Stimulations Started	%	Ø Oocytes Retrieved	OHSS III (WHO)	OHSS III/Cycles %
Short GnRHa	**1,694**	**2.3**	**7.3**	**2**	**0.1**
< = 29 Years	119		10.9	0	0.0
30 – 34 Years	394		8.9	2	0.5
35 – 39 Years	748		7.0	0	0.0
> = 40 Years	433		4.9	0	0.0
Long GnRHa	**6,691**	**9.0**	**9.0**	**22**	**0.3**
< = 29 Years	431		12.2	2	0.5
30 – 34 Years	1,763		10.4	8	0.5
35 – 39 Years	3,298		8.5	11	0.3
> = 40 Years	1,199		6.8	1	0.1
GnRHa-Antagonists	**55,362**	**74.1**	**9.6**	**182**	**0.3**
< = 29 Years	5,594		13.0	41	0.7
30 – 34 Years	16,247		11.4	69	0.4
35 – 39 Years	23,656		9.0	64	0.3
> = 40 Years	9,861		6.0	8	0.1
No Analoga / no Antagonists	**11,010**	**14.7**	**8.8**	**19**	**0.2**
< = 29 Years	1,001		12.8	5	0.5
30 – 34 Years	2,948		11.3	8	0.3
35 – 39 Years	4,581		8.5	5	0.1
> = 40 Years	2,478		4.7	1	0.0
Total*	**74,757**	**100.0**	**9.4**	**225**	**0.3**

**) in 403 cycles, the protocol could not be reliably determinated.*

Complications as a Function of Ovum Pick-up (OPU) 2025

IVF, ICSI, IVF/ICSI, Prospective Data

Total OPU´s	**70.178**	**100.0 %**
No Information	484	0.7%
No Complications	69,302	98.8%
Complications	**392**	**0.6%**

Complications	**n**	**%**
Vaginal Bleeding	209	53.3
Intraabdom. Bleeding	89	22.7
Intestinal Tract Injury	2	0.5
Peritonitis	24	6.1
Other	68	17.3
Total	**392**	**100.0**

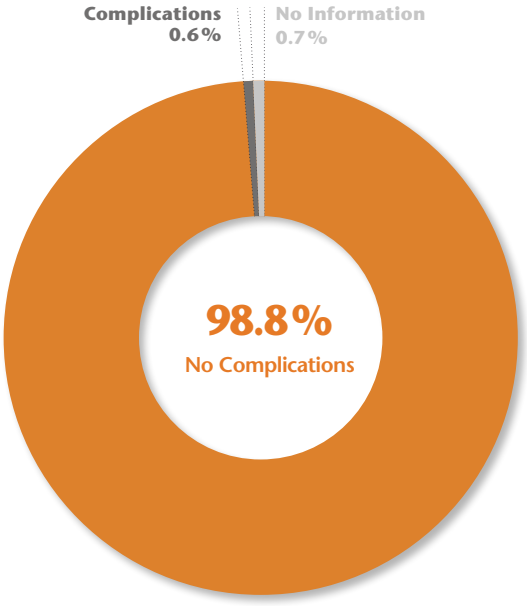

FertiPROTEKT
Netzwerk für fertilitätsprotektive Maßnahmen

*Ferti*PROTEKT Network e.V. – New Framework, New Patient Groups – Fertility Preservation Continues to Evolve

Growing experience with fertility-preserving procedures and a deeper understanding of individual fertility risks – including in girls and young women – together with the rising importance of endometriosis have broadened the scope of *Ferti*PROTEKT Network e.V. The focus is now on identifying patients early, assessing their individual risks, and developing the most appropriate fertility preservation strategy.

Alongside oncology, non-malignant conditions are increasingly coming into focus. Endometriosis in particular is gaining importance as an indication for counselling and interventions under strict eligibility criteria. Fertility preservation thus extends beyond the traditional context of gonadotoxic therapies and requires an individualised, condition- and age-specific approach.

At the same time, the framework has changed. The Cryopreservation Directive (Kryo-Richtlinie) has improved access to and awareness of cryopreservation and provided new stimulus for counselling. The marked increase in consultations at private centres and universities reflects this development in Germany.

Interventions and Consultations 2016–2025

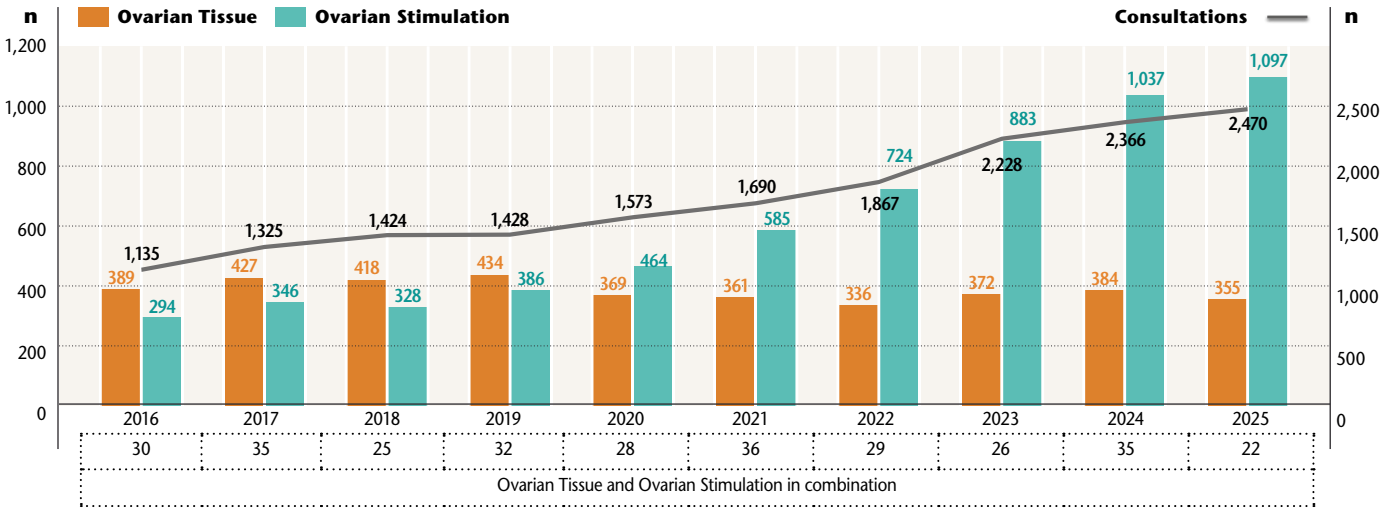

With fertility-preserving consultations continuously increasing, the number of ovarian tissue cryopreservations has declined slightly, whereas the number of ovarian stimulation procedures has continued to rise.

Proportion of consultations resulting in fertility-preserving interventions 2016–2025

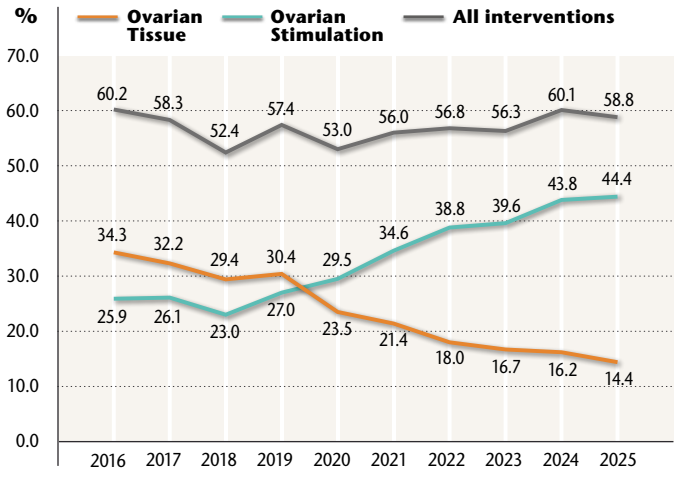

More than half of the consultations (58.8%) also resulted in a fertility-preserving intervention (cryopreservation of ovarian tissue and/or oocytes), with ovarian stimulation again accounting for the majority.

Endometriosis – consultations and interventions 2016–2025

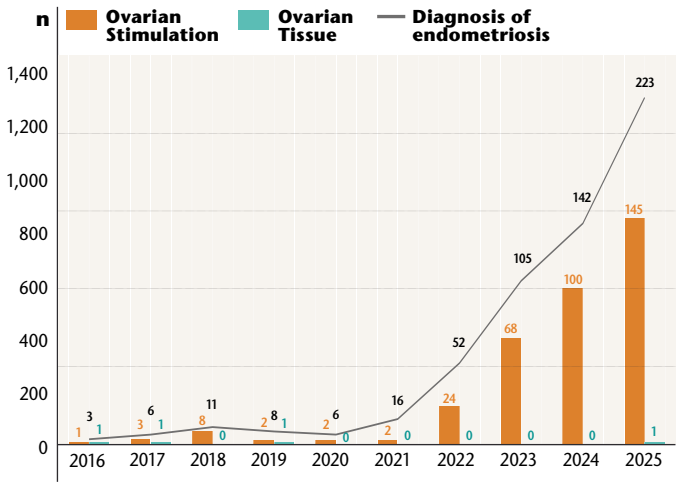

Endometriosis is becoming increasingly important as a documented indication for fertility-preserving counselling and interventions.

Consultations involving girls (aged 0–17 years) 2016–2025

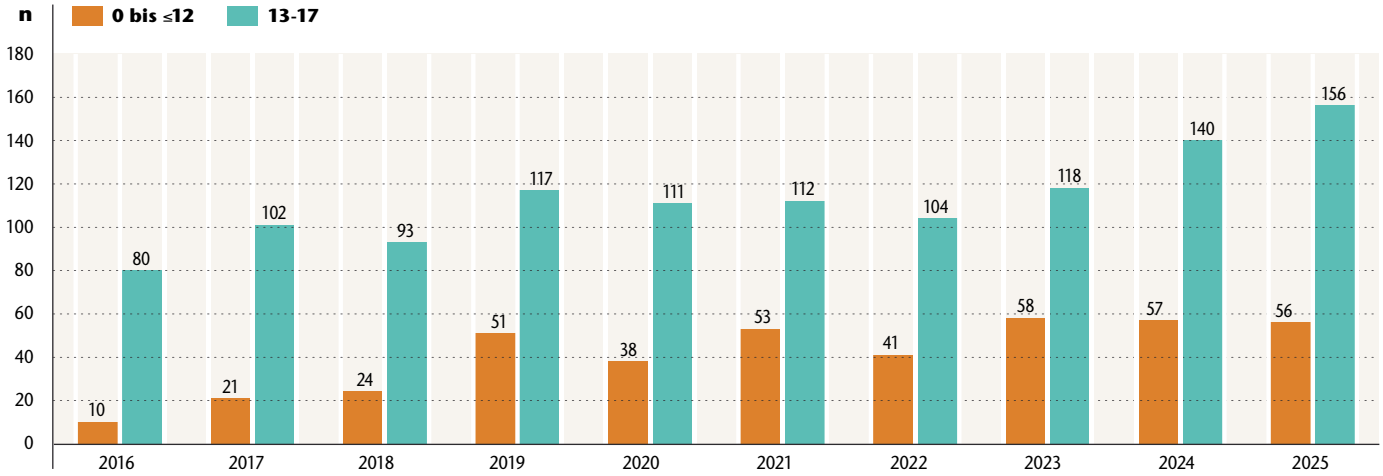

Consultations by age group: girls aged ≤12 years and 13–17 years

The eight most common diagnoses among girls aged 0–≤12 years at initial presentation

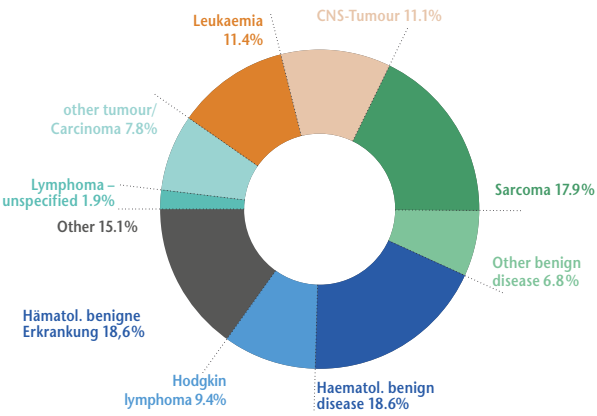

This figure illustrates the distribution of the eight most frequently documented indications for consultation among girls aged ≤12 years.

The eight most common diagnoses among girls aged 13-17 years at initial presentation

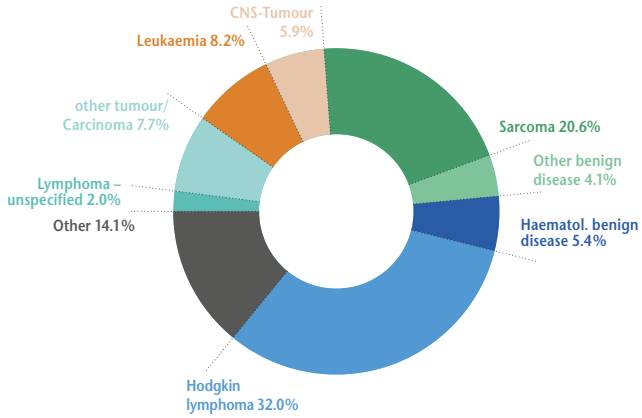

This figure illustrates the distribution of the eight most frequently documented indications for consultation among girls aged 13 to 17 years.

Interventions in girls – ovarian tissue cryopreservation and ovarian stimulation 2025

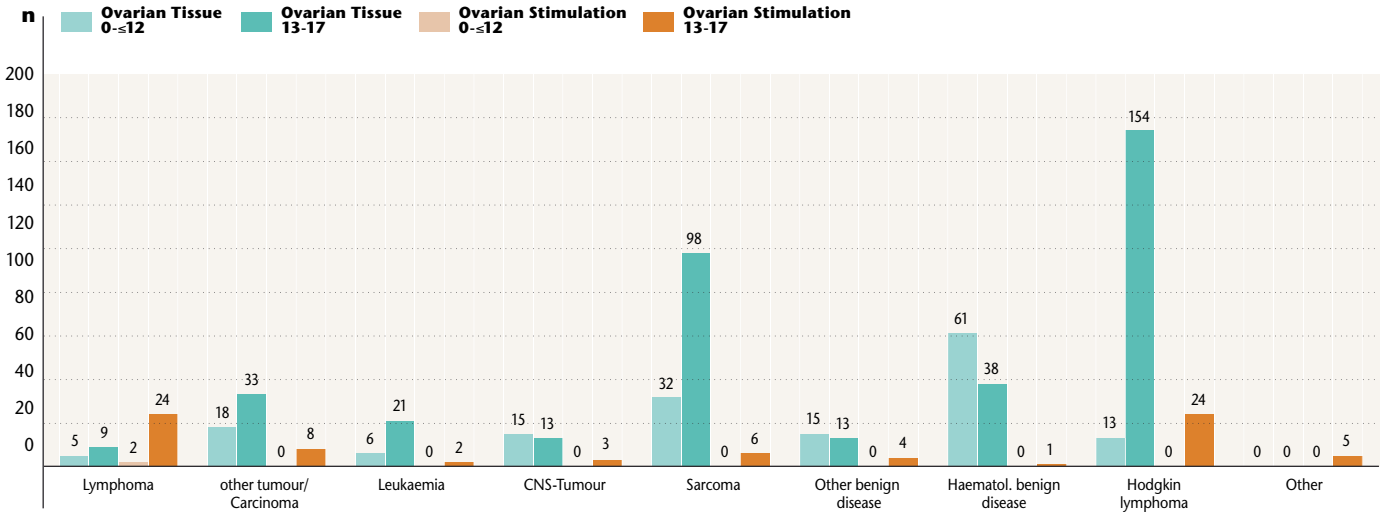

Indication-specific distribution of fertility-preserving interventions (cryopreservation of ovarian tissue and/or oocytes) among girls aged ≤12 years and 13–17 years.

Consultations at the different centres in Germany 2016–2025

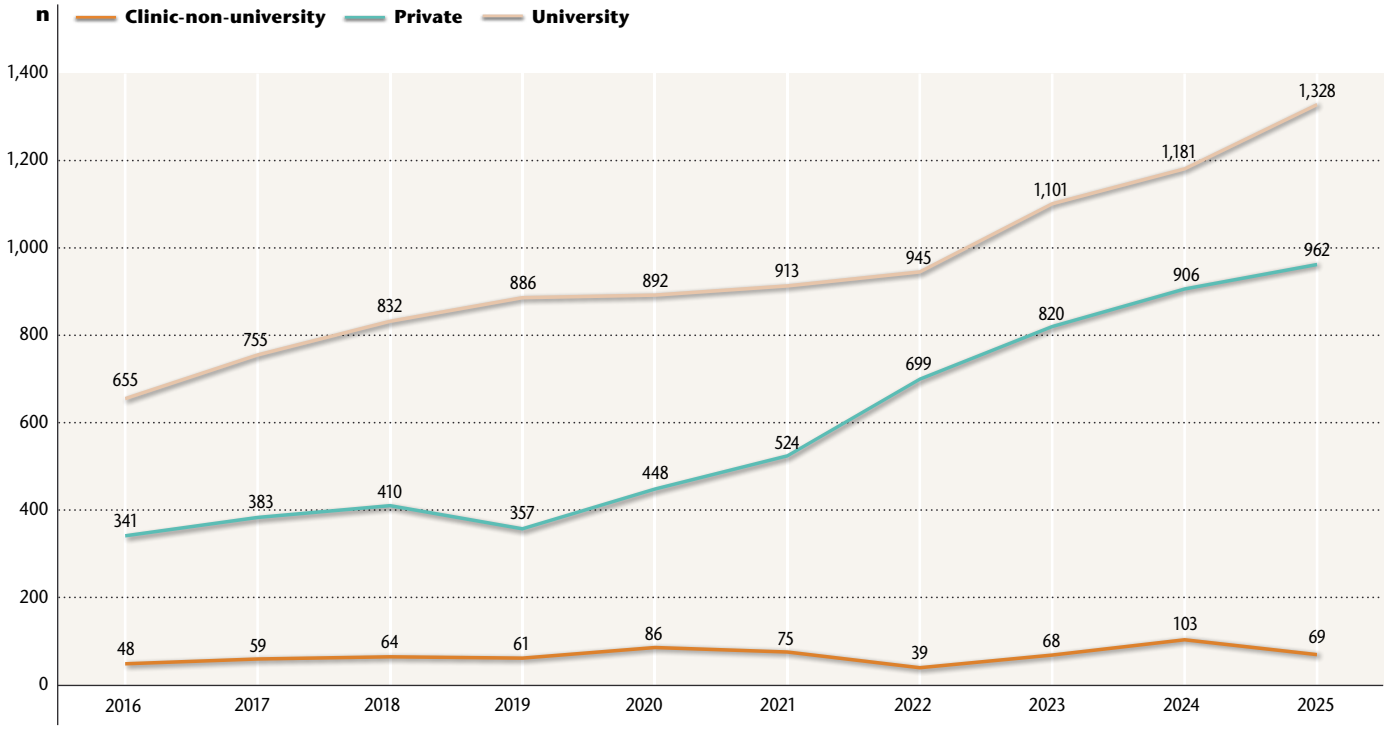

While the number of consultations at hospitals has remained largely unchanged on average in recent years, the number at private centres and universities has continued to increase significant.

Germany cryopreservation guideline – change in the number of consultations: 2025 vs. 2019

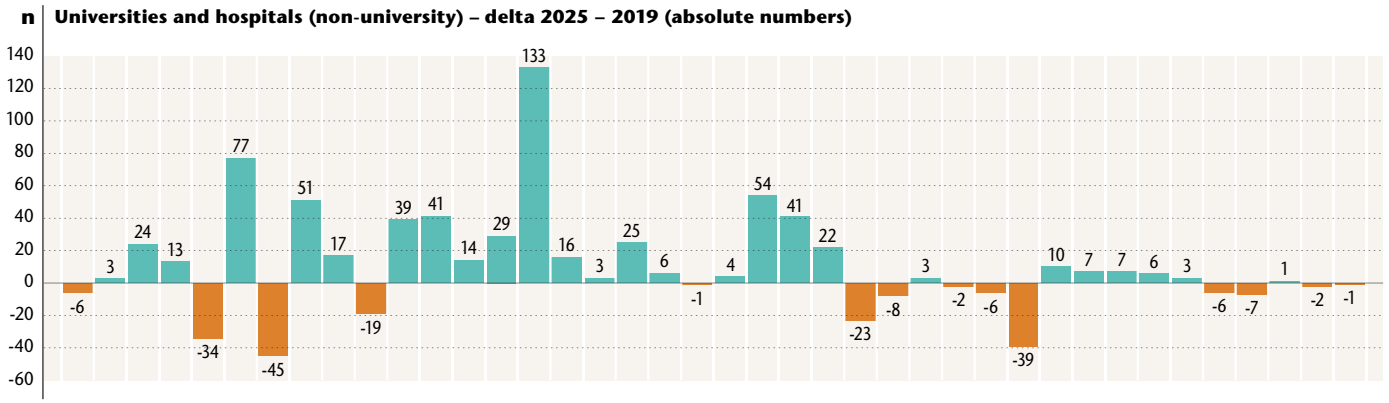

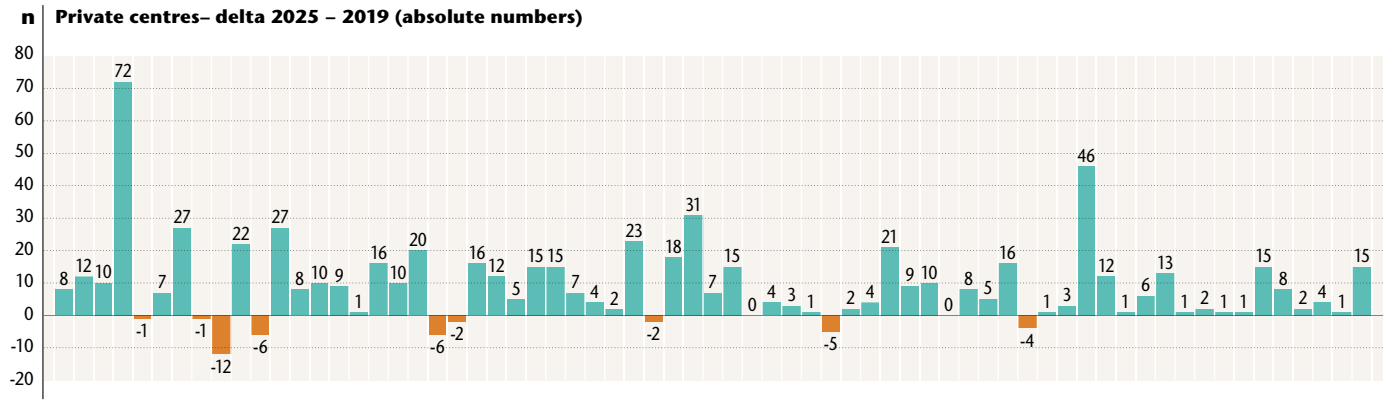

The changes in consultations shown in these figures (A and B) when comparing 2019 with 2025 are also likely to be largely attributable to the cryopreservation guideline.

Germany – change in the number of ovarian stimulation procedures performed: 2025 vs. 2029

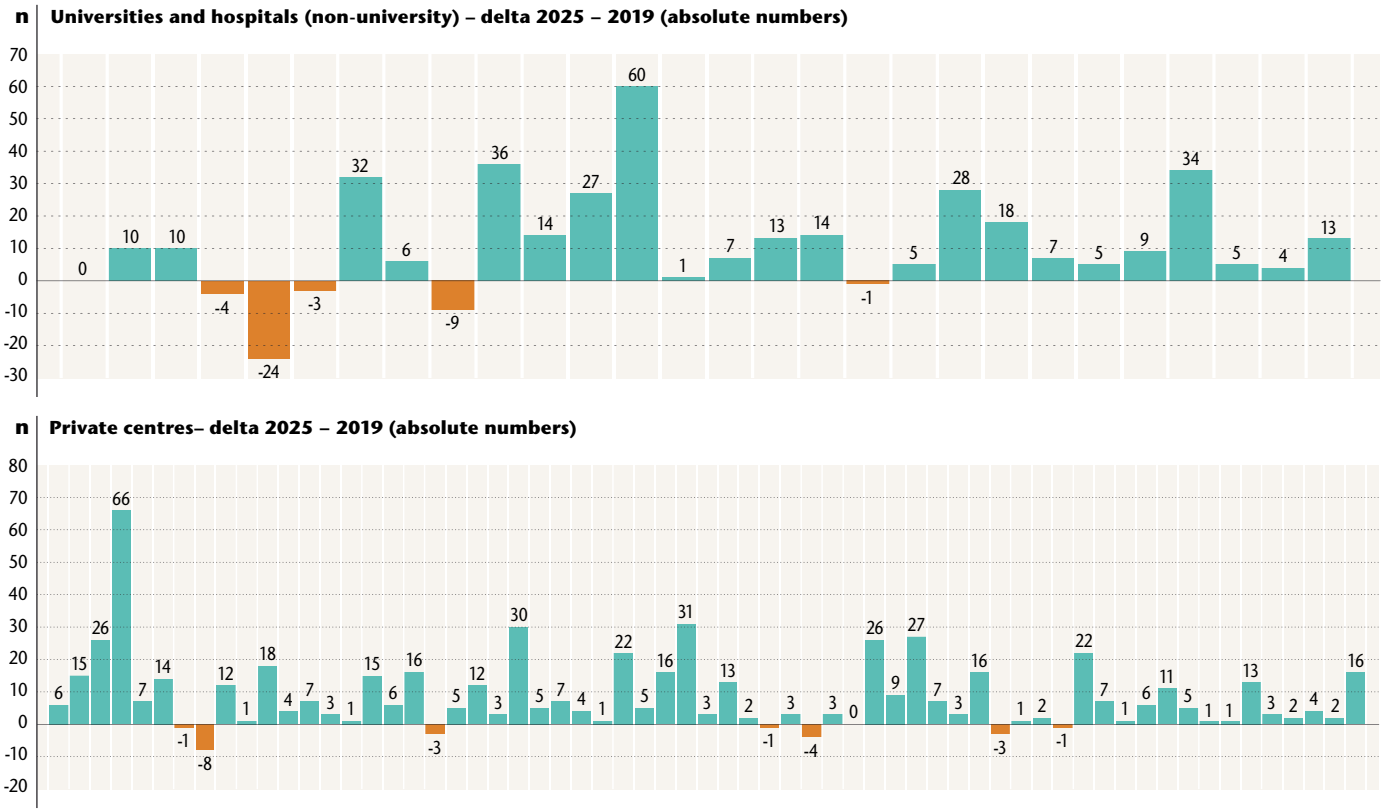

Comparison of the number of ovarian stimulation procedures in 2019 and 2025 in relation to the previously described impact of the introduction of the cryopreservation guideline.

Germany – change in the number of ovarian tissue cryopreservation procedures performed: 2025 vs. 2029

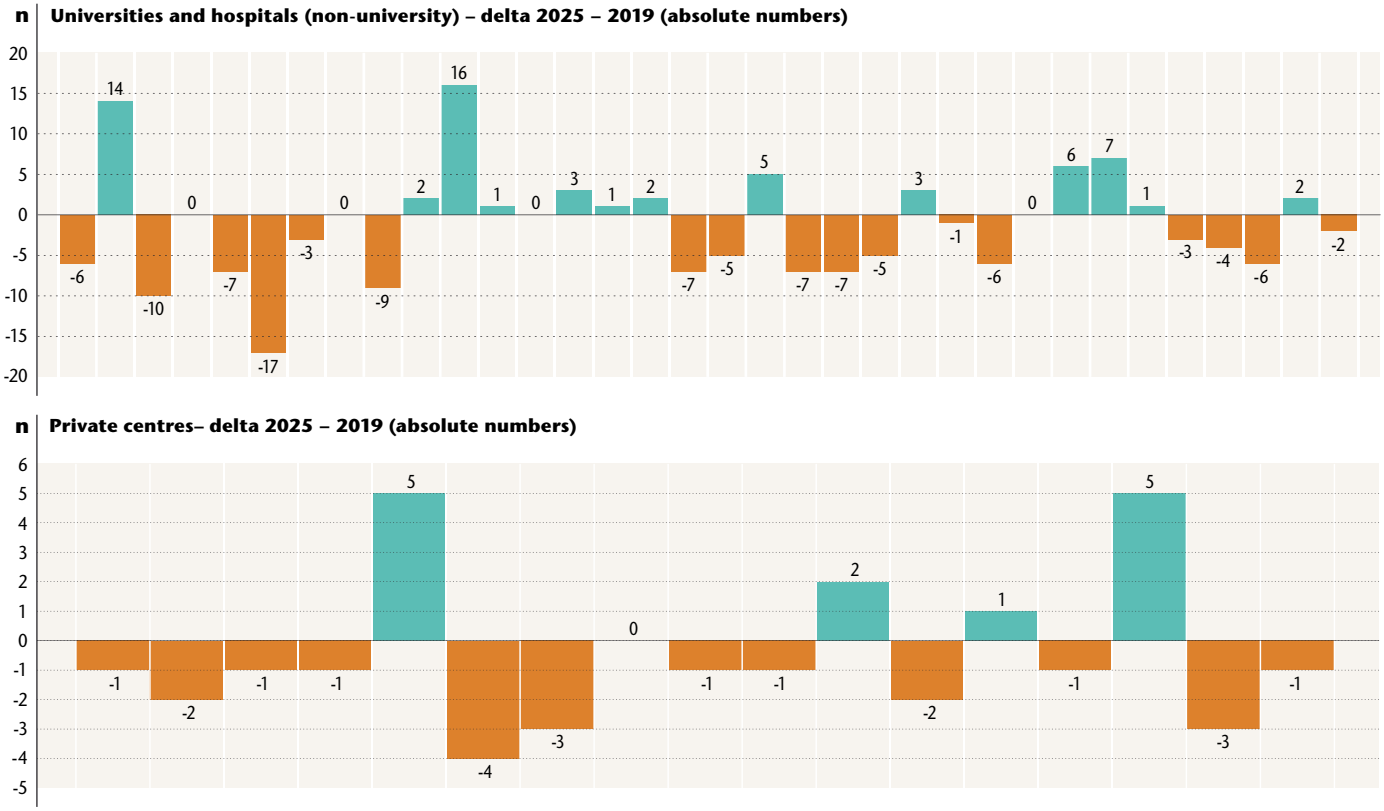

Comparison of ovarian tissue cryopreservation procedures in 2019 and 2025 in the context of the impact of the cryopreservation guideline.

DERI | Deutsches Register für Insemination

In the fourth year of the DERI analysis, it is evident that AID/IUI-H has been increasingly utilised by lesbian couples and single women in recent years. To what extent this is primarily due to demographic trends, the early detection and treatment of undescended testicles as part of routine childhood check-ups, or the widespread availability of sperm cryopreservation prior to treatments that may damage germ cells, can only be surmised. For the first time, in 2025 we were able to present the cumulative pregnancy rates following IUI-H and AID/IUI-D in a special analysis. We would like to thank Merck Healthcare Germany for its continued financial support, and all our colleagues from the 52 centres currently actively participating, whose strong commitment to treatment quality has made this data analysis possible.

With best regards,
The Executive Board of the AKDI with DERI: Dr Andreas Hammel, Erlangen; Constanze Bleichrodt, qualified psychologist, Munich; Dr Petra Thorn, Mörfelden; Ann-Kathrin Klym, graduate engineer in medical biotechnology, Berlin

Overview IUI-H Cycles 2020–2025 – CoD July 15th, 2026

DERI | Deutsches Register für Insemination

Year	2020	2021	2022	2023	2024	2025
Registry Participants IUI-H	45	45	44	48	48	52
Recorded Cycles IUI-H	13,387	14,322	15,122	15,424	16,537	15,710
Number of Patients IUI-H	5,840	6,179	6,655	7,155	7,590	7,185
Avg. Patient Age IUI-H	34.1	34.2	34.0	34.0	34.1	34.1
Inseminations IUI-H	10,811	11,880	12,985	13,889	14,598	13,641
Clinical Pregnancies IUI-H	1,066	1,140	1,259	1,442	1,543	1,445
Clin. Pregn. / Inseminations % IUI-H	9.9	9.6	9.7	10.4	10.6	10.6
Miscarriages IUI-H	215	206	270	263	307	
Miscarriages / Clin. Pregn. % IUI-H	20.2	18.1	21.4	18.2	19.9	
Births IUI-H	632	703	746	907	939	
Births / Inseminations % IUI-H	5.9	5.9	5.8	6.5	6.5	
Singletons / Births % IUI-H	94.1	95.3	95.7	95.9	95.2	
Multiple births / Births % IUI-H	5.9	4.7	4.3	4.1	4.8	
Number of Children IUI-H	671	737	779	946	986	

Overview IUI-D/AID-Cycles 2020–2025 – CoD July 15th, 2026

DERI | Deutsches Register für Insemination

Year	2020	2021	2022	2023	2024	2025
Registry Participants IUI-D/AID	44	44	45	48	49	50
Recorded Cycles IUI-D/AID	3,116	3,559	4,019	3,777	3,886	4,629
Number of Patients IUI-D/AID	1,234	1,448	1,735	1,754	1,887	2,084
Avg. Patient Age IUI-D/AID	34.7	34.8	34.6	34.7	35.0	35.1
Inseminations IUI-D/AID	2,510	2,749	3,143	3,117	3,191	3,720
Clinical Pregnancies IUI-D/AID	385	420	520	553	532	593
Clin. Pregn. / Inseminations % IUI-D/AID*	15.4	15.3	16.6	17.8	16.8	16.0
Miscarriages IUI-D/AID	69	74	101	88	88	
Miscarriages / Clin. Pregn. % IUI-D/AID	17.9	17.6	19.4	15.9	16.5	
Births IUI-D/AID	307	335	408	453	424	
Births / Inseminations % IUI-D/AID*	12.3	12.2	13.0	14.5	13.4	
Singletons / Births % IUI-D/AID	95.8	96.4	95.6	98.2	94.6	
Multiple births / Births % IUI-D/AID	4.2	3.6	4.4	1.8	5.4	
Number of Children IUI-D/AID	320	349	426	461	448	

IUI-H: Insemination with partner's sperm
IUI-D/AID: Insemination with donor sperm

**) Adjusted by unknown outcomes.*

Pregnancy Rate and Ongoing Pregnancy in Correlation to Female Age 2020–2024

Plausible Cycles – CoD July 15th, 2026

DERI Deutsches Register für Insemination

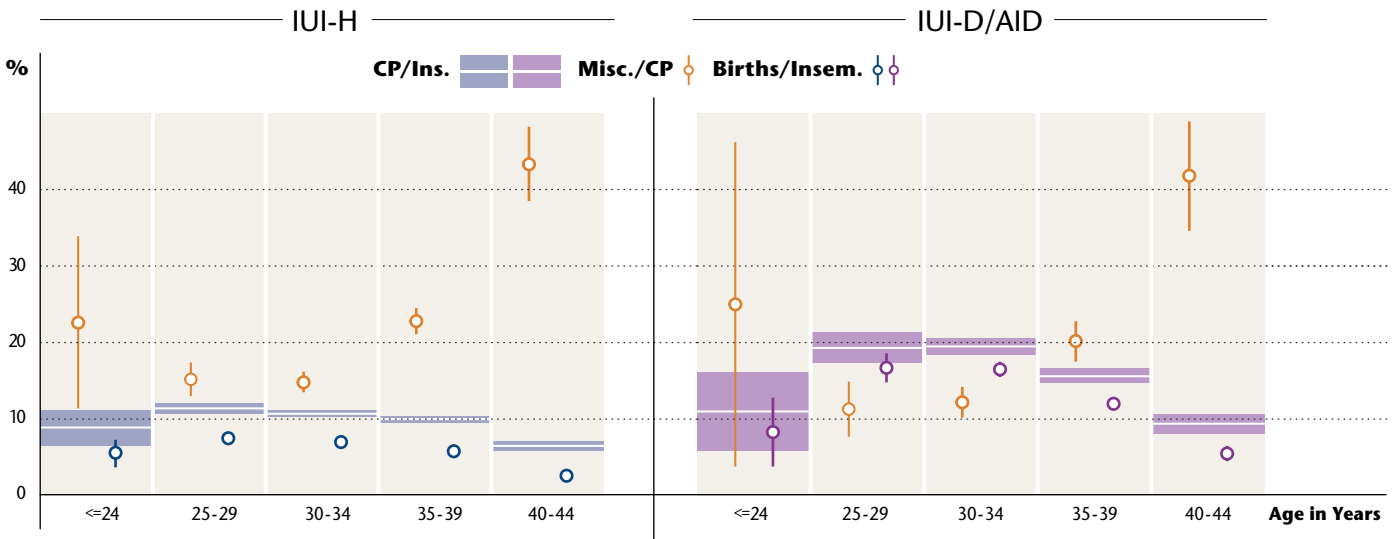

	<=24	25-29	30-34	35-39	40-44	
n	601	8,751	25,612	22,716	6,104	Insem.
%	8.9	11.4	10.7	10.0	6.5	CP/Insem.
%	22.6	15.2	14.8	22.8	43.3	Misc./CP
n	33	651	1,778	1,306	159	Births
%	5.6	7.5	7.0	5.8	2.6	Births/Ins.

	<=24	25-29	30-34	35-39	40-44	
	145	1,517	5,278	5,692	1,942	Insem.
	11.0	19.3	19.5	15.6	9.4	CP/Insem.
	25.0	11.3	12.2	20.2	41.8	Misc./CP
	12	253	872	682	106	Births
	8.3	16.7	16.5	12.0	5.5	Births/Ins.

In women aged 45 and older, 136 inseminations took place, resulting in six pregnancies, three miscarriages, one pregnancy of unknown outcome, and - consequently - two or three births.

In women aged 45 and older, 388 inseminations resulted in three pregnancies, three miscarriages, and thus no birth.

IUI-D/AID: Development and Distribution of the Main Indications – Lesbian Couple, Single Woman, and All Others 2019–2025

Plausible Cycles – CoD April 16th, 2025

DERI Deutsches Register für Insemination

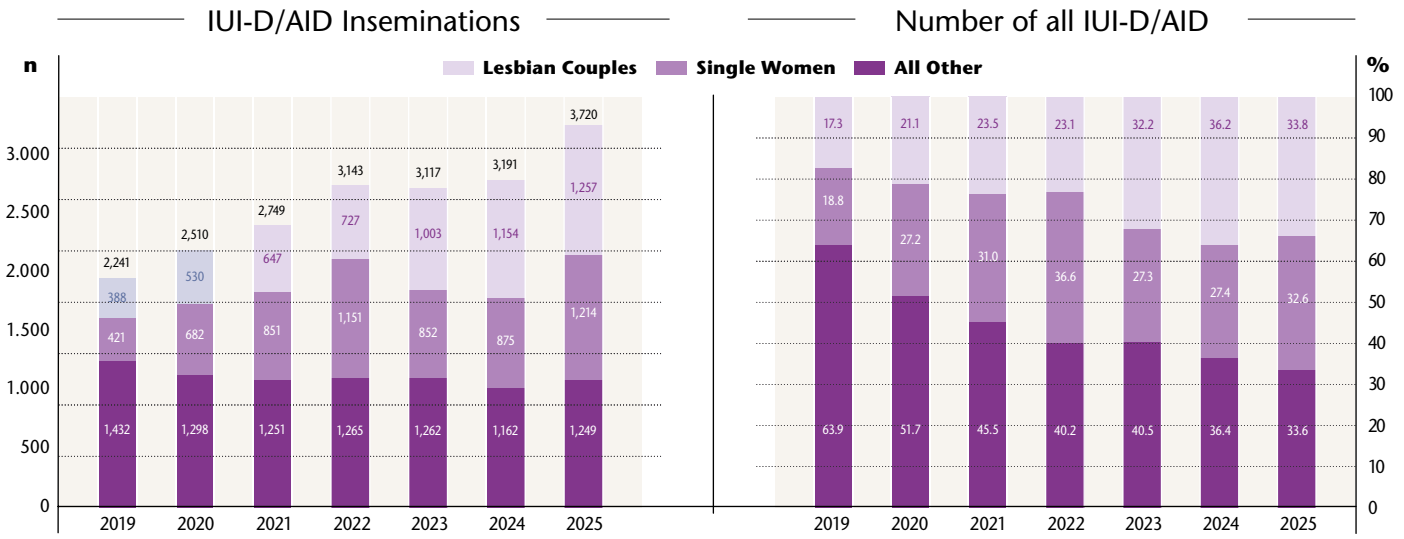

Years, values presented as n and %	2019	2020	2021	2022	2023	2024	2025
Number of IUI-D/AID Insem.for Lesbian Couples	388/17.3%	530/21.1%	647/23.5%	727/23.1%	1,003/32.2%	1,154/36.2%	1,257/33.8%
Number of IUI-D/AID Insem. for Single Women	421/18.8%	682/27.2%	851/31.0%	1,151/36.6%	852/27.3%	875/27.4%	1,214/32.6%
Number of all other IUI-D/AID Inseminations	1,432/63.9%	1,298/51.7%	1,251/45.5%	1,265/40.2%	1,262/40.5%	1,162/36.4%	1,249/33.6%

DERI Special Evaluations

DERI Deutsches Register für Insemination

Cumulative Clinical Pregnancies and Live births

Plausible Data – CoD July 15th, 2026

IUI-H

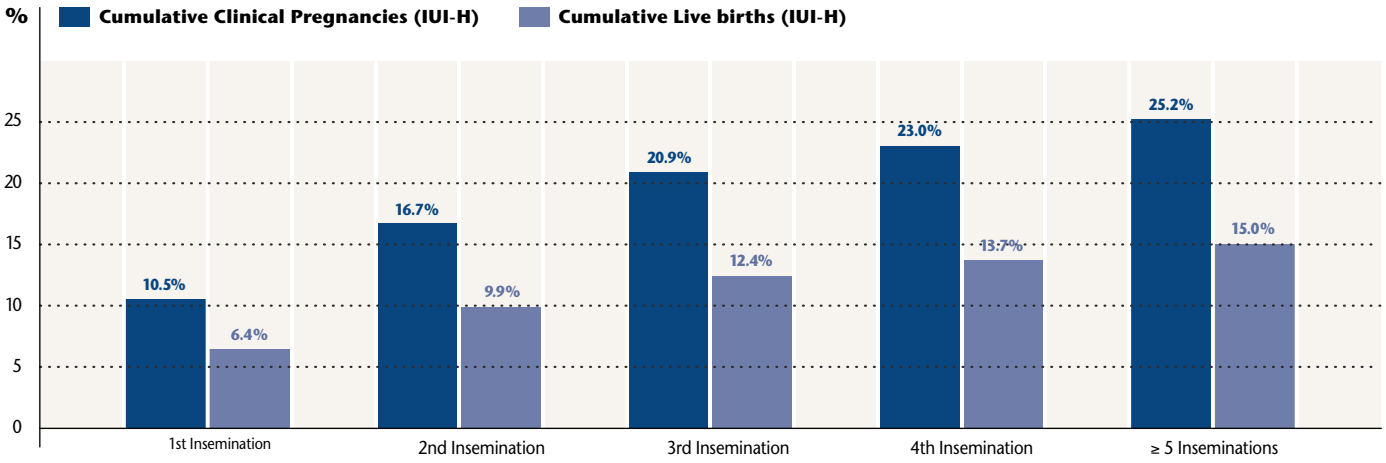

	Clinical Pregnancies 2020–2024 – follow-up until 31 December 2025					Live Births 2019–2023 – follow-up until 31 December 2024				
	Inseminations	Clin. Pregn.	Clin. Pregn. in %	Cum. Clin. Pregn.	Cum. Clin. Pregn. (IUI-H) in %	Inseminations	Live births	Live births in %	Cum. Live births	Cum. Live births (IUI-H) in %
1st Insemination	22,789	2,391	10.5	2,391	10.5	21,472	1,376	6.4	1,376	6.4
2nd Insemination	14,828	1,404	9.5	3,795	16.7	13,854	758	5.5	2,134	9.9
3rd Insemination	10,028	968	9.7	4,763	20.9	9,312	532	5.7	2,666	12.4
4th Insemination	4,996	478	9.6	5,241	23.0	4,664	268	5.7	2,934	13.7
≥5 Inseminations	5,508	506	9.2	5,747	25.2	5,200	296	5.7	3,230	15.0

IUI-D/AID

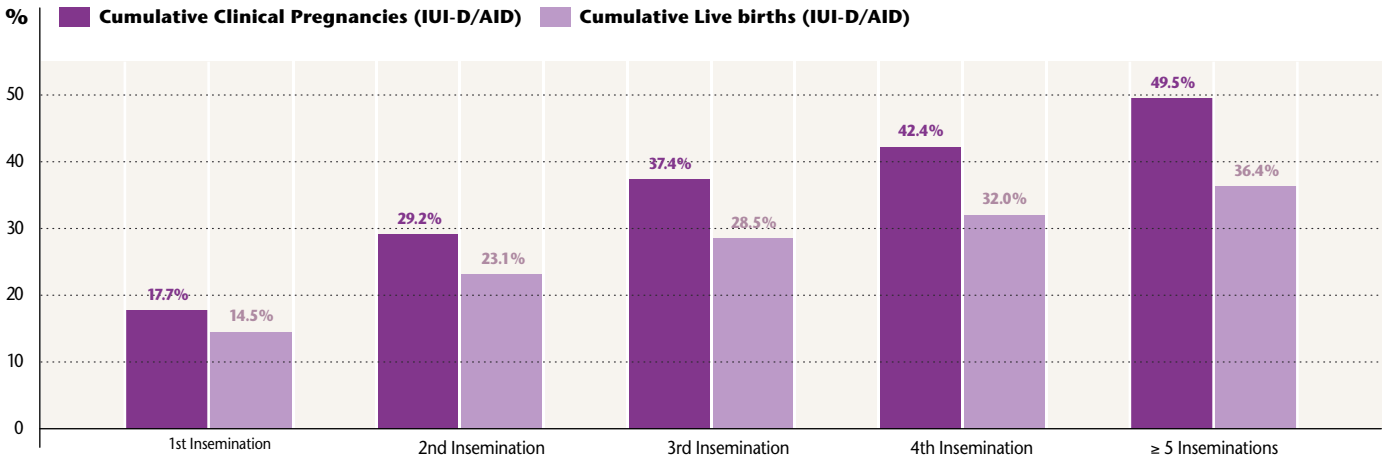

	Clinical Pregnancies 2020–2024 – follow-up until 31 December 2025					Live Births 2019–2023 – follow-up until 31 December 2024				
	Inseminations	Clin. Pregn.	Clin. Pregn. in %	Cum. Clin. Pregn.	Cum. Clin. Pregn. (IUI-H) in %	Inseminations	Live births	Live births in %	Cum. Live births	Cum. Live births (IUI-H) in %
1st Insemination	4,314	763	17.7	763	17.7	4,314	627	14.5	627	14.5
2nd Insemination	3,039	498	16.4	1,261	29.2	2,871	369	12.9	996	23.1
3rd Insemination	2,201	351	15.9	1,612	37.4	1,969	232	11.8	1,228	28.5
4th Insemination	1,405	216	15.4	1,828	42.4	1,207	151	12.5	1,379	32.0
≥5 Inseminations	2,075	307	14.8	2,135	49.5	1,656	191	11.5	1,570	36.4

Deutsches IVF-Register e.V. (D·I·R)® – List of D·I·R Members

Sorted by postal code in ascending order – as at September 2026

If calling from outside Germany, dial +49 and omit 0 in the area code.

Kinderwunschzentrum Dresden
Dr. med. univ. Birgit Leuchten
Dr. med. univ. Birgit Leuchten, Dr. med. Hans-Jürgen Held, FÄ Sophia Müller, FÄ Nuria Simó, Dr. med. Stefanie Reißner, Lisa Baldauf, M.Sc., Dr. med. Christina Weiner, Dr. rer. nat. Bernd Junkersdorf
Prager Straße 8a
01069 Dresden
T: 0351 5014000, F: 0351 50140028
buero@ivf-dresden.de
www.ivf-dresden.de

Gynäkologische Endokrinologie und Reproduktionsmedizin der Universitäts-frauenklinik Dresden
Universitäres Kinderwunschzentrum
PD Dr. med. Maren Goeckenjan-Festag, Dr. med. Jana Haußmann, M.Sc. Katrin Glaß, Ina Trinkaus
Fetscherstraße 74
01307 Dresden
T: 0351 458 3491, F: 0351 458 5351
gyn-ivf@uniklinikum-dresden.de
www.uniklinikum-dresden.de/kinderwunsch zentrum/

Kinderwunschzentrum Leipzig-Chemnitz
Standort Leipzig
Dipl. med. Jens-Peter Reiher, Dörte Geistert, Laila Shugair, Dr. med. Beate Decker, Dipl.-Biol. Verona Blumenauer
Goldschmidtstraße 30
04103 Leipzig
T: 0341 141200, F: 0341 1412081
info@ivf-leipzig.de
www.ivf-leipzig.de

Kinderwunschzentrum Praxisklinik City Leipzig
Dr. med. Astrid Gabert, Dr. med. Katharina Bauer, FÄ Jana Sonneck, Dr. med. Doreen Marx, Prof. Dr. med. Henry Alexander, Dr. rer. nat. Stefanie Breuer
Petersstraße 1
04109 Leipzig
T: 0341 2158550, F: 0341 21585517
info@ivf-city-leipzig.de
www.praxisklinik-city-leipzig.de

Kinderwunschzentrum Halle
Prof. Dr. med. Gregor Seliger, Susanne Homeister, Dipl.-Biol. Katrin Pribbernow
Gustav-Anlauf-Straße 9
06108 Halle (Saale)
T: 0345 2036454
info@kiwu-halle.de
www.kiwu-halle.de

Zentrum für Reproduktionsmedizin Jena
Dr. med. Andreas Fritzsche, Msc., PD Dr. med. habil. Heidi Fritzsche, Dr. med. Helen Gonnert, Dr. med. Claudia Linn
Markt 4
07743 Jena
T: 03641 474440, F: 03641 4744442
information@kinderwunsch-thueringen.de
www.kinderwunsch-thueringen.de

Kinderwunschzentrum Leipzig-Chemnitz
Standort Chemnitz
Dipl. med. Jens-Peter Reiher, Dörte Geistert, Laila Shugair, Dr. med. Beate Decker
Jakobikirchplatz 4
09111 Chemnitz
T: 0371 5034980, F: 0371 50349881
info@ivf-chemnitz.de
www.ivf-chemnitz.de

Kinderwunschzentrum Praxisklinik City Chemnitz
Dr. med. Isabel Schwandt
Flemmingstraße 2a
09116 Chemnitz
T: 0371 4331300, F: 0371 43313017
info@praxisklinik-city-chemnitz.de
www.praxisklinik-city-chemnitz.de

Kinderwunschzentrum am Potsdamer Platz
Dr. med. Anja Mutz, Dr. med. Mohamed Gamal Ibrahim
Leipziger Platz 7
10117 Berlin
T: 030 20089500, F: 030 200895099
info@kinderwunsch-potsdamerplatz.de
www.kinderwunsch-potsdamerplatz.de

MVZ Kinderwunschteam Berlin GmbH
Dr. med. Gülden Halis, Prof. Dr. med. Jürgen Weiss, Dr. med. Elisabeth Weise, PD Dr. Tanja Ignatov, Dr. med. Jutta Sidor, Dr. med. Katharina Mergel, Dipl.-Biol. Magdalena Zhivkoska
Friedrichstraße 79
10117 Berlin
T: 030 2065805 0, F: 030 2065805 20
info@kinderwunschteam.berlin
www.kinderwunschteam.berlin

PRAXIS für FERTILITÄT
Gynäkologische Endokrinologie und Reproduktionsmedizin
Dr. med. Wibke Wilkening, Dr. med. Susann Kreuz, Constanze Glaser, Dr. med. Annette Nickel, Dr. med. Rolf Metzger, Dr. med. Julia Böttge, Dr. med. Elias Schaupp
Friedrichstraße 150
10117 Berlin
T: 030 2630231 0, F: 030 2630231 19
info@fertilitaet.de
www.fertilitaet.de

MVZ Kinderwunsch am Gendarmenmarkt GmbH
Dr. med. Peter Sydow, Dr. med. Carmen Sydow, Dr. med. Jana Mesterharm, Dr. med. Stephanie Steinwendner, Dr. med. Viola Mehler, Dr. sc. hum Karen Rosenberg
Kronenstraße 55-58
10117 Berlin
T: 030 2062672 0, F: 030 2062672 18
berlin@mvz-kinderwunsch.com
www.mvz-kinderwunsch.com/kinderwunsch zentren/berlin/

Wunschkinder Berlin
Dr. med. Maurus Asen, Dr. med. Annette Haase, PD Dr. med. Bernd Krause, PD Dr. med Ruth Gomez, Dr. med. Birgit-Petra Rudolph, Dr. med. Tamiko Raspe, Dr. med. Björn Horstkamp, Dr. Lorena Fernandez-Gonzalez, Sarah Wollenberg, Anja Rayß
Uhlandstraße 20-25
10623 Berlin
T: 030 880349056, F: 030 880349035
info@wunschkinder-berlin.de
www.wunschkinder-berlin.de

Ceres – Kinderwunschzentrum Dr. Hannen und Dr. Stoll
Dr. med. Reinhard Hannen, Dr. med. Christian Friedrich Stoll
Landgrafenstraße 14
10787 Berlin
T: 030 2639830, F: 030 26398399
info@kinderwunschzentrum.de
www.kinderwunschzentrum.de

Kinderwunschzentrum an der Gedächtniskirche
Dr. med. Matthias Bloechle, Dr. med. Silke Marr, Dr. med. Cordula Krzizanowski, Dr. med. Katharina Krohn, Dr. med. Katja Schwenn, Dr. med. Caroline Weßling
Rankestraße 34
10789 Berlin
T: 030 2190920, F: 030 21909299
info@kinderwunsch-berlin.de
www.kinderwunsch-berlin.de

Kinderwunschzentrum am Innsbrucker Platz Berlin
Dr. med. Franziska Pauly, Dr. med. Nora Bolz, Claudia Ehlert, Dr. med. Katharina Buckley, Dr. med. Luisa Dittkrist, Dr. rer. nat. Thomas Jeziorowski
Hauptstraße 65
12159 Berlin
T: 030 85757930, F: 030 85757935
praxis@kinderwunschpraxis-berlin.de
www.kinderwunschpraxis-berlin.de

Kinderwunschzentrum Dres. Hoffmann Praxis-Klinik Dres. Hoffmann
Dr. med. Swetlana Hoffmann, Dr. med. Ivan Hoffmann, Dr. Vladimir Fait, M.Sc.
Bölschestraße 62
12587 Berlin
T: 030 84599450
info@praxisklinik-dres-hoffmann.de
www.praxisklinik-dres-hoffmann.de

MVZ für Gynäkologie Helle-Mitte
Dr. med. Muna Zaghloul-Abu Dakah, Dr. med. Gothild Matheus, Kathrin Walkowiak
Fritz-Lang-Straße 2
12627 Berlin
T: 030 9927790, F: 030 99277922
info@berliner-kinderwunsch.de
www.berliner-kinderwunsch.de

MVZ Fertility Center Berlin
Auf dem Gelände der DRK Kliniken Westend
Dr. med. Andreas Tandler-Schneider, Dr. med. Gabriele Stief, Dr. med. Anette Siemann, Prof. Dr. med. Heribert Kentenich, Isabelle von Plauen, Dr. med. Manja Krause, Dr. med. Anna Julka Weblus, Sabine Jansen, Dr. med. Philippos Edimiris, Samah Ahmad, Dipl. Biopharmak. Jacqueline Ulrich, Dr. rer. nat. Claus Sibold, Dr. rer. nat. Miriam Bühler, Biol. Mirjam Niethammer, Dipl. Biol. Güzin Pancaroglu, Embryologin Gianna Dennenmoser
Spandauer Damm 130
14050 Berlin
T: 030 233208110, F: 030 233208119
info@fertilitycenterberlin.de
www.fertilitycenterberlin.de

Kinderwunschärzte Berlin GbR
Zentrum für Kinderwunschbehandlung und Fertilitätsprotektion
Dr. med. Andreas Jantke, Dr. med. Anna Stegelmann, Dr. med. Bettina Jantke, Astrid Kim, Antonia Bromme, Dr. med. Gelia Kolb, Dr. med. Janina Schickschneit, Dr. rer. nat. Yves Charron, Dipl.-Biol. Nicole Klauke, Paula López Beltrán M.Sc., Anna Maier M.Sc.
Clayallee 225a
14195 Berlin
T: 030 814576565, F: 030 814576566
info@kinderwunschaerzte-berlin.de
www.kinderwunschaerzte-berlin.de

Kinderwunschzentrum Potsdam MVZ GmbH
Dr. med. Kay-Thomas Moeller, Dr. med. Kathleen Linca, Dr. med. Anja Bretschneider-Schwarz, Dr. med. Hendrikje Lukoschus, Dipl.-Biol. Werner Hoppenstedt, Iulia Gladysheva, Manuel Jiménez González, PD Dr. Dr. Heide Reil
Babelsberger Straße 8
14473 Potsdam
T: 0331 23189292, F: 0331 23189293
info@kinderwunsch-potsdam.de
www.kinderwunschzentrum-potsdam.de

Praxis für Fertilität
MVZ GmbH
Dr. med. Anne Koenen, Annette Busecke, Dr. med. Anja Bossow, PD Dr. med. Heiner Müller
Südring 81
18059 Rostock
T: 0381 44012030, F: 0381 44012031
info@ivf-rostock.de
www.ivf-rostock.de

Medizinisches Versorgungszentrum
Fertility Center Hamburg GmbH
Thomas Meyer, Dr. med. Kay Christian Löbbecke, Dr. med. (IL) Robert Fischer, Dr. med. Tatjana Lindig, Prof. Dr. med. Wolfgang Schulze, Kimberly Hirchenhain
Speersort 4
20095 Hamburg
T: 040 30804400, F: 040 30804900
fch-service@amedes-group.com
www.fertility-center-hh.de

amedes fertility
Facharzt-Zentrum für Kinderwunsch, Pränatale Medizin, Endokrinologie und Osteologie Hamburg
Prof. Dr. med. Frank Nawroth, Prof. Dr. med. Barbara Sonntag, Dr. med. Astrid Dangel, Prof. Dr. med. Christoph Dorn, Dr. med. Cathrin Grave, Dr. med. Ute Hugo, Dr. med. Raquel Pozo Ugarte, Dr. med. Claudia Sondermann, Dr. rer. nat. Beatrice Maxrath, Christina Hollm
Mönckebergstraße 10 (Barkhofpassage)
20095 Hamburg
T: 0800 5891688, F: 040 380708310
kinderwunsch-hamburg@amedes-group.com
www.fertility-hamburg-barkhof.de

Kinderwunsch Valentinshof
Dr. med. Anja Dawson, PD Dr. med. Ulrich A. Knuth, Dr. med. Liza Koch-Pinter
Caffamacherreihe 8
20355 Hamburg
T: 040 709751 10, F: 040 709751 39
empfang@kinderwunsch-valentinshof.de
www.kinderwunsch-valentinshof.de

Kinderwunsch Hamburg Mitte
Dr. med. Anja Dawson, Prof. Dr. (Univ. Bs. As.) Miguel Hinrichsen, Dr. med. Nuray Aytekin
Caffamacherreihe 8
20355 Hamburg
T: 040 6963244 60, F: 040 6963244 79
empfang@kinderwunsch-hh-mitte.de
www.kinderwunsch-hh-mitte.de

Kinderwunschzentrum Altonaer Straße (MVZ) im Gynaekologicum Hamburg (GbR)
Prof. Dr. med. Markus S. Kupka, Dr. med. Tim Cordes, Dr. med. Britta Ruhland
Altonaer Straße 59
20357 Hamburg
T: 040 306836 0, F: 040 306836 69
info@ivf-hamburg.de
www.ivf-hamburg.de

KinderwunschZentrum HAFENCITY Hamburg
Dr. med. Ekbert Göhmann, Dr. med. Thomas Krämer
Sumatrakontor, Überseeallee 1
20457 Hamburg
T: 040 30088 100, F: 040 30088 1010
kontakt@kinderwunsch-hafencity.de
www.kinderwunsch-hafencity.de

Kinderwunsch Praxisklinik Fleetinsel Hamburg
Priv.-Doz. Dr. med. Kay Neumann, Dr. med. Hannah Richter, Dr. med. Nuray Aytekin, Katia Meqdad, Dr. rer. nat. Uwe Weidner
Admiralitätstraße 4
20459 Hamburg
T: 040 38605550, F: 040 38605551
info@kinderwunschfleetinsel.de
www.kinderwunschfleetinsel.de

Praxis für Kinderwunsch & Hormone – Hamburger Straße
Dr. med. Urte Pauly, Dr. med. Tina Osterholz-Zaleski
Klinikweg 23
22081 Hamburg
T: 040 6000 379 0
welcome@ivf-hh.de
www.ivf-hh.de

Universitäres Kinderwunschzentrum Lübeck und Manhagen
Zentrum für Gynäkologische Endokrinologie und Reproduktionsmedizin am Universitätsklinikum Schleswig-Holstein, Universitäre Kinderwunschzentren GmbH
Prof. Dr. med. Georg Griesinger, M.Sc., PD Dr. med. Askan Schultze-Mosgau, Dr. med. Marion Depenbusch
Ratzeburger Allee 111-125
23562 Lübeck
T: 0451 505778 10, F: 0451 505778 299
ParkKlinik Manhagen, Zufahrt: Hansdorfer Straße 9
22927 Großhansdorf
T: 04102 777 686 0, F: 04102 777 686 309
kinderwunsch@uksh.de
www.uksh.de/Kinderwunsch_Luebeck/

Kinderwunsch Holstein
Dr. med. Peter Kunstmann, Dr. med. Kurt Brandenburg, Diplombiologin Nino Zacherl
Lübecker Straße 68
23611 Bad Schwartau
T: 0451 498955 22, F: 0451 498955 25
info@ivf-badschwartau.de
www.ivf-badschwartau.de

fertilitycenter Schleswig-Holstein
fertilitycenter Kiel / fertilitycenter Flensburg / fertilitycenter Neumünster / fertilitycenter Rendsburg
Dr. med. Nevin Inan, Dr. med. Luisa Völckers, Dr. med. Franka Maria Schlegel, Petra Haferkamp, Dr. med. Miriam König, Cansu Ipekci, Dr. rer. nat. Elisabeth Richert, Nina Wieseke-Sen
Prüner Gang 15
24103 Kiel
T: 0431 97413 33, F: 0431 97413 89
Bahnstraße 23c
24937 Flensburg
T: 0461 50506 20, F: 0461 50506 22
Kuhberg 1
24534 Neumünster
T: 04321 94190670, F: 04321 48049
Königinstraße 1
24768 Rendsburg
T: 04331 59190921, F: 04331 59190924
info@fertilitycenter.de
www.fertilitycenter.de

Universitäres Kinderwunschzentrum Kiel, Flensburg und Heide
Zentrum für Gynäkologische Endokrinologie und Reproduktionsmedizin am Universitätsklinikum Schleswig-Holstein, Ambulanzzentrum des UKSH gGmbH
PD Dr. med. Sören von Otte, Dr. med. Wiebke Junkers, PD Dr. med. Veronika Günther, Dr. med. Anu Dasari-Mettler
Arnold-Heller-Straße 3, Haus C
24105 Kiel
T: 0431 500 922 20, F: 0431 500 922 24
kinderwunsch-kiel@uksh.de
www.uksh.de/Kinderwunsch_Kiel/

KinderwunschKiel
Dr. med. Angela Carstensen, Dr. med. Kirsten Schem, Dr. sc. agr. Raphael Schütt
Im Brauereiviertel 5
24118 Kiel
T: 0431 553433, F: 0431 5192745
info@kinderwunschkiel.de
www.kinderwunschkiel.de

Team Kinderwunsch Oldenburg GbR MVZ
Anja Scheffer, Elisabeth Lohmann
Leo-Trepp-Straße 5
26121 Oldenburg
T: 0441 2171570, F: 0441 21715798
info@teamkinderwunsch.de
www.teamkinderwunsch.de

Tagesklinik Oldenburg
Dr. med. Jörg Hennefründ, Dr. Firas Alhalabieh
Achternstraße 21
26122 Oldenburg
T: 0441 922700, F: 0441 9227028
info@tagesklinik-oldenburg.de
www.tagesklinik-oldenburg.de

Kinderwunschzentrum Ostfriesland
Dr. med. Grita Hasselbach, Dr. med. Andrea Röbken, Dr. rer. nat. Isabell Motsch
Hafenstraße 6d
26789 Leer (Ostfriesland)
T: 0491 454250, F: 0491 4542510
info@kinderwunschleer.de
www.kinderwunschostfriesland.de

Kinderwunsch Bremen
Dr. med. Christoph Grewe, Tanja Finger, Sennur Eriklili-Koc, Dr. med. Miriam Nguyen Ngoc, Dr. med. Linda Kotzenberg
Emmastraße 220
28213 Bremen
T: 0421 224910, F: 0421 2249122
info@kinderwunschbremen.de
www.kinderwunschbremen.de

Bremer Zentrum für Fortpflanzungsmedizin (BZF)
Dr. med. Sebastian Grewe, Dr. med. Olaf Drost, Dr. med. Olga Gegenwart, Nina Wezel
Gröpelinger Heerstraße 406-408
28239 Bremen
Bürgermeister-Smidt-Straße 10
27568 Bremerhaven
T: 0421 61021212, F: 0421 61021213
kontakt@icsi.de
www.icsi.de

Team Kinderwunsch Hannover
Dr. med. Nabil Saymé, Dr. med. Wolfgang Kauffels, Manar Jallad, Dipl.-Biol. Thomas Krebs
Aegidientorplatz 2b
30159 Hannover
T: 0511 450 34410, F: 0511 450 34419
info@kinderwunschhannover.de
https://kinderwunschhannover.de

Medizinische Hochschule Hannover (MHH)
Klinik für Frauenheilkunde und Geburtshilfe, Abteilung Reproduktionsmedizin und gynäkologische Endokrinologie
Prof. Dr. med. Cordula Schippert, Dr. med. Delnaz Fard, Dr. med. Julia Hachenberg, Dr. med. Bettina Hertel, Dr. rer. nat. Dagmar Töpfer, Dr. rer. nat. Steffen Wolski
Carl-Neuberg-Straße 1, Gebäude K11, Ebene SO
30625 Hannover
T: 0511 5326099, F: 0511 5326088
Frauenklinik-Kinderwunsch@mh-hannover.de, Schippert.Cordula@mh-hannover.de
www.mh-hannover.de/kinderwunsch.html

Kinderwunschzentrum Langenhagen & Wolfsburg MVZ
Dr. med. Thilo Schill, Dr. med. Martina Mueseler-Albers, Dr. med. Natascha Peper, Dr. med. Christina Nardmann, Christian Bell, Dr. med. Isabel Wieg, Dr. med. Anastasia Theodorou, Sabine Hille
Ostpassage 9
30853 Langenhagen
T: 0511 972300, F: 0511 9723018
praxis@ivf-limbach.com
www.kinderwunsch-langenhagen.de

MVZ für Reproduktionsmedizin & Humangenetik Hildesheim
Dr. med. Jan-Simon Lanowski, Dr. med. Notker Graf, Dr. med. Gabriele Lanowski, Dr. med. Janina Bartels, Dr. med. Julia Rupp, Dr. med. Thu Vu, Dr. med. Kristin Deeb, Katharina Fuhlrott, Virginia Garrelts, Dr. rer. hum. biol. Susanne Gärtner-Hübsch, Tom Seeling M.Sc., Ksenia Evseeva B. Sc., Yette Günther M.Sc.
Gartenstraße 18-20
31141 Hildesheim
T: 05121 206790, F: 05121 2067911
praxis@kinderwunsch-hildesheim.de
www.kinderwunsch-hildesheim.de

Deutsche Klinik Bad Münder – Hannover Kinderwunschzentrum
MVZ wagnerstibbe für Gynäkologie, Reproduktionsmedizin, Zytologie, Pathologie und Innere Medizin
Dr. med. Christina Baßler, Dr. med. Elmar Breitbach, Dr. med. Arvind Chandra, Dr. med. Frauke Kramer, Dr. med. Nadine Kundu, Dr. med. Sabine Leßmann, Dr. med. Franziska Wegener, Iris Krause, Rebecca Neubüser
Hannoversche Straße 24
31848 Bad Münder
T: 05042 940 360, F: 05042 940 308
kinderwunsch@amedes-group.com
www.kinderwunsch.com

Zentrum für Kinderwunschbehandlung und pränatale Medizin – GMP
Dr. med. Michael Dumschat, Dr. med. Ralf Menkhaus, Dr. med. Stefanie Strunk
Simeonsplatz 17
32423 Minden
T: 0571 972600, F: 0571 9726099
info@kinderwunsch-minden.net
www.kinderwunsch.net

Praxisklinik Prof. Volz
FROG
Prof. Dr. med. Joachim Volz, PD Dr. med. Stefanie Volz-Köster
Adenauerplatz 7
33602 Bielefeld
T: 0521 9883060, F: 0521 98830622
kinderwunsch@frog.de.com
www.frog.de.com

Kleine Wunder
Kinderwunschpraxis Christopher Ebert
Christopher Ebert, Paul A. Ebert, Dr. rer. nat. Nicole Hirschmann
Am Stadtholz 39
33609 Bielefeld
T: 0521 32927198
hello@kleinewunder.net
www.kleinewunder.net

Bielefeld Fertility-Center
Zentrum für Reproduktionsmedizin und Gynäkologische Endokrinologie
Beata Szypajlo, Dr. med. Wiebke Rübberdt, Dr. med. Karl Völklein, Kathrin Brandhorst, Dr. med. Elisabeth Haarmann, Dr. med. Pia Ridwan, Ernesta Raudeliunaite, Dr. med. Ekaterina Troskina, Dipl. Biologin Tanja Heizenreder, Ann-Katrin Redecker, M.Sc.
Wertherstraße 266-268
33619 Bielefeld
T: 0521 101005, F: 0521 101079
praxis@kinderwunsch-bielefeld.de
www.kinderwunsch-bielefeld.de

MVZ für Reproduktionsmedizin am Klinikum Kassel
Dr. med. Oswald Schmidt, Sevgi Alat, Prof. (Univ. NE) Dr. (Univ. Bs. As.) Miguel J. Hinrichsen
Haus F, Mönchebergstraße 41-43
34125 Kassel
T: 0561 9802980, F: 0561 9802981
info@kinderwunsch-kassel.de
www.kinderwunsch-kassel.de

Reproduktionsmedizinisches Kompetenzzentrum am Universitätsklinikum Gießen und Marburg (UKGM)
Prof. Dr. med. Volker Ziller, Prof. Dr. med. Uwe Wagner, Dr. med. Marcel Schuett, Dr. med. Jennifer Muigai
Baldingerstraße
35043 Marburg
T: 06421 5861330, F: 06421 5867070
Klinikstraße 33
35392 Gießen
T: 0641 98545207, F: 0641 98557099
kinderwunsch.mr@uk-gm.de
www.ukgm.de/ugm_2/deu/umr_gyn/65260.html

Kinderwunschzentrum Mittelhessen
Dr. med. Amir Hajimohammad, Dr. med. Isabell Nauert, Berthold Oels, Dr. rer. nat. Philipp Holz
Sportparkstraße 9
35578 Wetzlar
T: 06441 2002020, F: 06441 20020299
info@ivf-mh.de
www.ivf-mh.de

Kinderwunschpraxis Göttingen
Mohammad Alsheikh, PD Dr. med. Andreas Schmutzler, Dr. sc. agr. Manuela Ropeter-Scharfenstein
Waldweg 5
37073 Göttingen
T: 0551 57746, F: 0551 41722
info@kinderwunschpraxis-goettingen.de
www.kinderwunschpraxis-goettingen.de

MVZ Kinderwunschzentrum Göttingen
Dr. med. Rüdiger Moltrecht, Dr. med. Thomas Welcker, Dr. med. Filiz Sakin-Kaindl, Dr. med. Salini Tharmarasa, MUDr. Tomáš Kohoutek Ph.D., Aljoscha Range
Kasseler Landstraße 25a
37081 Göttingen
T: 0551 998880, F: 0551 9988899
info@kinderwunsch-zentrum-goettingen.de
www.kinderwunsch-zentrum-goettingen.de

Kinderwunschzentrum Magdeburg
Dr. med. Evelyn Richter, Dr. med. Anika Benfoughal, M.Sc. Antonio Nievas Delgado
Michael-Lotter-Straße 7
39108 Magdeburg
T: 0391 6624890, F: 0391 66248929
info@kiwumed.de
www.kinderwunschzentrum-magdeburg.de

Otto-von-Guericke-Universität Magdeburg Universitätsfrauenklinik, Bereich Reproduktionsmedizin und Gynäkologische Endokrinologie
Dr. med. Carina Strecker, Dr. med. Anika Heckert, FÄ Dr. med. Claudia Matthes, Dr. rer. nat. Katja Seidel
Gerhart-Hauptmann-Straße 35
39108 Magdeburg
T: 0391 6717390, F: 0391 6717389
susan.eggers@med.ovgu.de
www.krep.ovgu.de

Kinderwunsch-Kö
Dr. med. Martina Behler, Tanja Emde, Dr. rer. nat. Suna Cukurcam
Königsallee 63-65
40215 Düsseldorf
T: 0211 3113550, F: 0211 31135522
info@kinderwunsch-koe.de
www.kinderwunsch-koe.de

UniKiD
Universitäres interdisziplinäres Kinderwunschzentrum Düsseldorf
Prof. Dr. med. Jan-Steffen Krüssel, Prof. Dr. med. Alexandra Bielfeld, Julia Brandt, Dr. med. Inke Bruns, Dr. med. Kathrin Demir, Dr. med. Tanja Freundl-Schütt, Dr. med. Anna Heywinkel, Karina Hiller, Dr. med. Aline Kaletsch, Sophia Katzorke, Dr. med. Barbara Mikat-Drozdzynski, Lauren Patton, Dr. med. Nina Winter, Dr. rer. nat. Dunja M. Baston-Büst, Dr. rer. nat. Sebastian Büst, Dr. rer. nat. Nele Weber, Dr. rer. nat. Jana Bender-Liebenthron
Moorenstraße 5
40225 Düsseldorf
T: 0211 8104060, F: 0211 8116787
info@unikid.de
www.unikid.de

MVZ Kinderwunsch am Seestern GmbH
Dr. med. Petra Hubert, Dr. med. Zübeyda Akyazi-Oberhoffer, Dr. med. Selma Yildirim-Assaf, Dr. med Arwa Salehjawich, Dr. med. Dagmar Abati, Dr. med. Werner Fabry, Dr. med. Ingrid Hass-Wenzel, Michele Brancolini, Taya Gluz, Dr. rer. nat. Dipl.-Biol. Sarah Funke
Niederkasseler Lohweg 181-183
40547 Düsseldorf
T: 0211 901970, F: 0211 9019750
seestern@mvz-kinderwunsch.com
www.mvz-kinderwunsch.com/kinderwunschzentren/duesseldorf/

Kinderwunschzentrum im Prinzenpark Drs. Bartnitzky & Bender GbR
Dr. med. Sylvia Bartnitzky, Dr. med. Frank Bender, Dr. med. Jochen Tigges, Dr. rer. nat. David Jussen
Prinzenallee 19
40549 Düsseldorf
T: 0211 9507580
info@kinderwunsch-prinzenpark.de
www.kinderwunsch-prinzenpark.de

Ki.Nd
Kinderwunschzentrum Niederrhein
Dr. med. Cornelius Döhmen, Dr. med. Georg M. Döhmen, Dr. med. Thomas Schalk, Dr. med. Fariba Biazar, Dr. rer. nat. Ezzaldin Alazzeh, Melanie Süssmilch, Wiebke Groterath
Madrider Str. 6
41069 Mönchengladbach
T: 02161 496860, F: 02161 4968619
Zweigstelle: Melanchthonstraße 36
47805 Krefeld
T: 02151 150 2310, F: 02151 150 2311
info@ki-nd.de
www.ki-nd.de

green-ivf
Grevenbroicher Endokrinologie- und IVF-Zentrum
Dr. med. Nina Bachmann, Dr. med. Daniel Fehr, M.Sc., Prof. Dr. med. Christian Gnoth, Dr. med. Nadine John, Dr. med. Vera Rostock, Dr. med. Sandra Schott, Dr. med. Nadine Sutter, Marloes van Zelst, Dr. med. Carola Ziegler, Cäcilia Meinl, B.Sc., Dr. rer. nat. Caroline Merino León, Denise van Lin, M.Sc., Dr. rer. nat. Zeynab Sadr, Tobias Winkler, B.Sc., Viktoria Zent, M.Sc.
Rheydter Straße 143
41515 Grevenbroich
T: 02181 49150, F: 02181 491534
info@green-ivf.de
www.green-ivf.de

Bergisches Kinderwunschzentrum Remscheid
Dr. med. Johannes Luckhaus, Dr. med. Caroline Herberth
Elberfelder Straße 49
42853 Remscheid
T: 02191 791920, F: 02191 7919239
mail@kinderwunsch-remscheid.de
www.kinderwunsch-remscheid.de

Überörtliche Berufsausübungsgemeinschaft Kinderwunsch Dortmund, Siegen, Dorsten, Wuppertal GbR
Dr. med. Karoline Hohenstein, Dr. med. Saskia Möckel, Petra Wilbrink, Shaymaa Alhamoud, Dr. med. Laura Grigo, Dr. med. Katharina Möller-Morlang, Dr. med. Andreas Neuer, Dr. med. Mascha Petersen, Dr. med. Heiko Reffelt, Dr. med. Meike Schwarz, MUDr. Lenka Veselá
Olpe 19
44135 Dortmund
T: 0231 5575450, F: 0231 55754599
Hermelsbacher Weg 41
57072 Siegen
T: 0271 7701810, F: 0271 77018129
Südwall 15
46282 Dorsten
T: 02362 27001, F: 02362 27002
Hofaue 93
42103 Wuppertal
T: 0202 4789930, F: 0202 47899329
info@kinderwunschzentrum.org
www.kinderwunschzentrum.org

novum - Zentrum für Reproduktionsmedizin Überörtliche Gemeinschaftspraxis
Dr. med. Susanne Wohlers, Prof. Dr. med. Peter Bielfeld, Najib N. R. Nassar, Dr. med. Nora Holtmann, Dr. med. Ruth Pankoke, Dr. medic (Ro) Laura Grigo, Dr. med. Lena Neuhaus, Dr. medic (Ro) Nihay Tezer, Dr. med. Eva Busse, Dr. sc. hum. Banu Besikoglu, Dipl. Biologin Viktoria Zaslavski
Hauptbetriebsstätte: Akazienallee 8-12
45127 Essen
T: 0201 294290, F: 0201 2942914
Nebenbetriebsstätte: Friedrich-Wilhelm-Straße 71
47051 Duisburg
T: 0203 7139580, F: 0203 71395815
info@ivfzentrum.de
www.ivfzentrum.de

REProVita
Kinderwunschzentrum Recklinghausen
Dr. med. Cordula Pitone, Dr. med. Agnieszka Wendt, Dr. rer. nat. Andrea Thiesen, Sebastian Siebrecht, M.Sc.
Hertener Straße 29
45657 Recklinghausen
T: 02361 904188 0, F: 02361 904188 41
info@reprovita.de
www.reprovita.de

Kinderwunschzentrum Gelsenkirchen
Dr. med. Sandra Stettner, Sarah Suttor, Katja Weber, Dr. med. Anke Beerkotte, Dr. med. Sissy Lautenschläger, Chido Kamera, Dipl.-Biol. Iris Iorgovan, Dipl.-Biol. Sonja Köhl, Denise Arning, M.Sc. in Medical Biology Rebecca Kosog
Wissenschaftspark Pav. 8, 1.OG
Munscheidstraße 14
45886 Gelsenkirchen
T: 0209 167 1470, F: 0209 167 1471
info@kinderwunsch-gelsenkirchen.de
www.kinderwunsch-gelsenkirchen.de

Kinderwunschpraxis an der Promenade
Dr. med. Andrea Mempel, Miriam Espeloer, Dr. rer. nat. Melanie Rickert-Föhring
Von-Vincke-Straße 14
48143 Münster
T: 0251 414312 0, F: 0251 414312 20
willkommen@kinderwunsch-promenade.de
www.kinderwunsch-promenade.de

MVZ Kinderwunsch- und Hormonzentrum Münster GmbH– Kinderwunschzentrum Münster
Prof. Dr. med. Caroline Niehoff, Dr. med. Birgit Schönfeld
Hötteweg 5-7
48143 Münster
T: 0251 482670, F: 0251 4826777
info@ivf-muenster.de
www.muenster-kinderwunschzentrum.de

UKM Kinderwunschzentrum Universitätsklinikum Münster
Univ.-Prof. Dr. med. Hermann M. Behre, Prof. Dr. med. Sabine Kliesch, Tanja Sperlbaum, Simone Budde, Dr. med. Angela Falke, Prof. Dr. rer. nat. Verena Nordhoff
Albert-Schweitzer-Campus 1, Gebäude D 11
48149 Münster
T: 0251 8358280
info-kinderwunsch@ukmuenster.de
https://ukm-kinderwunschzentrum.de

Wunschkinder Münster
BAG Drs. Anke Cordes und Sonja Wüllner
Dr. med. Anke Cordes, Dr. med. Sonja Wüllner, Dr. rer. nat. Martin Johannes Pfeiffer
Münstermannweg 16
48153 Münster
T: 0251 1498540
kontakt@wunschkinder.ms
www.wunschkinder.ms

Zentrum für Kinderwunschbehandlung Osnabrück / Nordhorn
Dr. med. Angela Assmann, Dr. med. Wiebke Thomas, Dr. rer. nat. Friederike Macke
Friedrich-Janssen-Straße 1
49076 Osnabrück
T: 0541 404500, F: 0541 44063912
Osnabrücker Straße 1
48529 Nordhorn
info@kinderwunsch123.de
www.kinderwunsch123.de

Kinderwunschzentrum Königsdorf
Dr. med. Dieter Struller, Dr. med. Christof Etien
Aachener Straße 545
50226 Frechen-Königsdorf
T: 02234 6060600
info@kinderwunschzentrum-koenigsdorf.de
www.kinderwunschzentrum-koenigsdorf.de

MVZ PAN Institut GmbH
Interdisziplinäres Kinderwunschzentrum
Dr. med. Stefan Palm, Dr. med. Mirko Dannhof, PD Dr. med. Dolores Foth, Dr. med. Julia Holtschmidt, Dr. med. Bartlomiej Berger, Dipl. biol. Manuel Kernbach, Dr. rer. nat. Maike Warnstedt, Dr. rer. nat. Carlo Schmitz, Theresa Reckers M.Sc., Dr. med. Aysegül Klapperich, Dr. med. Susanne Stemmler, Dr. med. Norbert Schöngen, Dr. med. Georg Mansmann, Prof. Dr. med. Dirk Müller-Wieland, PD Dr. med. Torsten Schmidt, Dipl.-Psych. Andrea Langness
Zeppelinstraße 1 (Neumarkt Galerie)
50667 Köln
T: 0221 2776200, F: 0221 2776201
repro@pan-klinik.de
www.mvz-pan-institut.de

Klinik und Poliklinik für Frauenheilkunde und Geburtshilfe der Universität zu Köln
Gynäkologische Endokrinologie und Reproduktionsmedizin
Prof. Dr. med. Christina Skala, Dr. med. Selina Kiry, Martyna Heiligentag MSc., Dr. rer. nat. Evgenia Isachenko
Kerpener Straße 34
50931 Köln
T: 0221 478 87550, F: 0221 478 86201
kinderwunsch-info@uk-koeln.de
https://geburtsmedizin.uk-koeln.de/schwerpunkte/reproduktionsmedizin-kinderwunsch/

MVZ amedes Kinderwunschzentrum Köln GmbH
Prof. Dr. med. Gohar Rahimi, Dr. med. Jessica Hartmann-Wobbe, Dr. med. Svenja Fütterer, Ömer Özdemir, Dr. med. Sarah Schütze-Riekert, Dr. med. Charlotte Aguado, Dr. rer. nat. Boris Müller, Hamid Habibi-Kalahroudi, Helena Bär, Dr. rer. nat. Edda Wünsch
Schönhauser Straße 3
50968 Köln
T: 0221 3403070, F: 0221 34030777
info@kinderwunschzentrum-koeln.de
www.kinderwunschzentrum-koeln.de

Kinderwunschzentrum Aachen
Dr. med. Bilge Kwiatkowski, Dr. med. Klaus Grunwald, Verena Schroeder, Dr. med. Meike Hilla
Kasernenstraße 25
52064 Aachen
T: 0241 99774140, F: 0241 99774144
info@kinderwunsch-aachen.de
www.kinderwunsch-aachen.de

Kinderwunschzentrum Heinsberger Höfe GbR Medizinische Kooperationsgemeinschaft
Drs. Willem-Jan S. S. Cuypers, Drs. Nerissa B. E. Cuypers, Dr. rer. nat. Ralf Böhm
Hochstraße 154
52525 Heinsberg
T: 02452 9966 900, F: 02452 9966 910
info@cuypers-cuypers.com
www.cuypers-cuypers.com

Universitätsklinikum Bonn
Gynäkologische Endokrinologie und Reproduktionsmedizin – VenusKIND am UKB
Univ.-Prof. Dr. med. Nicole Sänger, Dr. med. Lena Reichenbach, Dr. med. Eva Vokuhl, Dr. med. Angela Mayser, Dr. med. Julia John, Dr. med. Norah Emrich, Dr. med. Julia Anspach, Dr. med. Franziska Eichhorn, Dr. med Julika Hopf, Dr. med. Ana Degenhardt, Dr. rer. nat. Andreas Schallmoser, Dr. rer nat Cara Färber, Dr. rer. nat. Rebekka Einenkel, Luca Masslow MSc., Melissa Schamell MSc.
Venusberg Campus 1, Gebäude 42
53127 Bonn
T: 0228 287 15779, F: 0228 28715795
ivf.termine@ukbonn.de
www.venuskind-ukb.com

MVZ Kinderwunschzentrum Godesberger Allee GbR
Dr. med. Marietta Kühr, Dr. med. Martina Gördes, Dr. med. Christiane Knüfermann, Dr. med. vet. Maria Köster, Katrin Rindt, M.Sc., Laura Glombik, M.Sc.
Godesberger Allee 64-66
53175 Bonn
T: 0228 9090440, F: 0228 90904411
info@kinderwunschzentrum-bonn.de
www.kinderwunschzentrum-bonn.de

kiwup®
Kinderwunschpraxis in Bonn
Dr. med. Julia Ittstein, Dr. med. Carolin Ramelow
Theaterplatz 18
53177 Bonn
T: 0228 3503910, F: 0228 364892
info@kiwup.de
www.kiwup.de

Kinderwunschzentrum Bonner Bogen
Dr. med. Ulrike Bohlen, Dr. med. Eva-Maria Boogen, Dr. rer. nat. Marion Mehlis-Rick
Joseph-Schumpeter-Allee 1
53227 Bonn
T: 0228 3388200, F: 0228 33882099
info@kinderwunschzentrum-bonnerbogen.de
www.kinderwunschzentrum-bonnerbogen.de

amedes MVZ Kinderwunschzentrum Trier GmbH
Khaldoun Al Juratli, Dr. med. Ensar Hajder
Wissenschaftspark (WIP)
Max-Planck-Straße 15
54296 Trier
T: 0651 979060, F: 0651 9790620
info@kinderwunsch-trier.de
www.kinderwunsch-trier.de

Kinderwunsch Zentrum Mainz
Dr. med. Robert Emig, Dr. med. Christine Molitor, Prof. Dr. med. Thomas Steck, Dr. med. Marie-Theres Swayze, Dr. rer. nat. Zahra Rajabi
Rheinstraße 4
55116 Mainz
T: 06131 603020, F: 06131 6030210
info@kinderwunschzentrum-mainz.de
www.kinderwunschzentrum-mainz.de

Kinderwunschzentrum der Universitätsmedizin Mainz
Dr. med. Susanne Theis, Dr. med. Kristin Hawig, Bartosz Linek M.Sc., Dipl.-Biol. Verena Holze
Langenbeckstraße 1
55131 Mainz
T: 06131 172764, F: 06131 173415
kinderwunsch@unimedizin-mainz.de
www.unimedizin-mainz.de/kinderwunschzentrum/

Kinderwunschpraxis Koblenz
Özgül Duman
Bahnhofplatz 7
56068 Koblenz
T: 0261 13499240
info@kinderwunschpraxis-koblenz.de
www.kinderwunschpraxis-koblenz.de

Kinderwunschzentrum Mittelrhein
Dr. med. Josef Beran, Dr. med. Sebastian Hagelauer, Ester Baumbach
Marktstraße 83
56564 Neuwied
Viktoriastraße 15
56068 Koblenz
T: 02631 39680, F: 02631 396829
info@kinderwunsch-mittelrhein.de
www.kinderwunsch-mittelrhein.de

Freyja Kinderwunschzentrum IVF Hagen
Dr. rer. nat. Reza Soleimani, Mohammad Amin Alabrahem
Bahnhofstraße 1
58095 Hagen
T: 02331 7390421, F:
info@freyaivf.com
www.freyaivf.com

repromedicum Kinderwunschzentrum Reproduktionsmedizin - Gyn. Endokrinologie
Dr. med. Anja Weidner, Dr. med. Manuela Stieler, Dr. med. Beena Nötzel, Dr. rer. nat. Dmitry Nikiforov, Franziska Götz
Hanauer Landstraße 328-330
60314 Frankfurt am Main
T: 069 4260770, F: 069 42607710
mail@repromedicum.de
www.repromedicum.de

Kinderwunsch- und Hormonzentrum Frankfurt am Main
Am Palmengarten
Prof. Dr. med. Stefan Kissler, FÄ Ines Voß, Prof. Dr. med. Inka Wiegratz, Dr. med. Nora Bordignon, FÄ Karin Schilberz, Dr. rer. nat. Alexandra Wlodarski, Dr. rer. nat. Ina Neulen
Gräfstraße 97
60487 Frankfurt am Main
T: 069 5060 68650, F: 069 5060 68651
info@kinderwunschzentrum-frankfurt.de
www.kinderwunschzentrum-frankfurt.de

Gynäkologische Endokrinologie und Reproduktionsmedizin Re·Pro·Gyn
Universitätsklinikum Frankfurt am Main
Dr. med. Annette Bachmann, Daniela Chemogo-Gbellu, Dr. med. Aynura Abbasova, Dr. med. Gazal Radner
Theodor-Stern-Kai 7
60590 Frankfurt am Main
T: 069 63015708, F: 069 63017120
info.ivf@unimedizin-ffm.de
www.unimedizin-ffm.de/reprogyn

MVZ Kinderwunsch- und Endometriose Zentrum am Büsing Park – Offenbach GmbH
Prof. Dr. med. Konstantin Manolopoulos, Dr. med. Elena Hartschuh, Dr. (tip) Nurgül Basogul, Nadia El Messaoudi, Patricia Lopes-Martins, Dr. med. Sura Ahmad, Ricarada Derouiche, Antoneta Birniou, Anton Borisov, Lina Tsiflika
Kaiserstraße 66
63065 Offenbach
T: 069 20434420, F: 069 204344229
info@offenbach-kinderwunsch.de
www.offenbach-kinderwunsch.de

Kinderwunschzentrum Darmstadt MVZ
Dr. med. Aysen Bilgicyildirim, Dr. med. Hediel Engelskirchen-Amran, Dr. med. Jutta Bratengeier, Anja Weber-Lohrum, Dr. med. Tania Hamza
Bratustraße 9
64293 Darmstadt
T: 06151 500980, F: 06151 50098500
info@kinderwunschzentrumdarmstadt.de
www.kinderwunschzentrumdarmstadt.de

MVZ Kinderwunsch Rhein-Main GmbH
Teilbereich Kinderwunsch am Welfenhof
Dr. med. David Sauer, Dr. med. Michael Amrani, Dr. med. Birgit Borzager, Dr. med. Thomas Hahn, Nicole Hunenbart, Dr. med. Wolfram Lorei, Dr. med. Eva Rau, Dr. med. Martin Schorsch, Dr. med. Antje Kühne-Golombek, Dr. med. Caroline Faulhaber, Sarah Warschauer, Dr. med. Agata Puzirauske
Mainzer Straße 98-102
65189 Wiesbaden
T: 0611 976320, F: 0611 9763210
wiesbaden@mvz-kinderwunsch.com
www.mvz-kinderwunsch.com/kinderwunschzentren/wiesbaden/

IVF-SAAR Saarbrücken-Kaiserslautern
Dr. med. Sascha Tauchert, Dr. med. Lars Happel, Michaela von Blohn, Kathrin Alt, Dr. med. Anette Russu, Dr. rer. medic. Martin Greuner, Joseph Hajjy
Europaallee 15
66113 Saarbrücken
T: 0681 936320, F: 0681 9363210
Maxstraße 13
67659 Kaiserslautern
T: 0631 70431, F: 0631 78568
zentrum@ivf-saar.de
www.ivf-saar.de

Klinik für Frauenheilkunde, Geburtshilfe und Reproduktionsmedizin
Universitätsklinikum des Saarlandes
Prof. Dr. med. E.-F. Solomayer, Dr. med. Simona Baus, Dr. rer. nat. Jasmin Ney
Kirrbergerstraße 1
66421 Homburg
T: 06841 1628101, F: 06841 1628110
frauenklinik.ivf@uks.eu
www.uks.eu/frauenklinik/kinderwunsch

Kinderwunschzentrum Ludwigshafen
Dr. med. Tobias Schmidt, Dr. med. Claudia Schmidt, Dr. med. Ulrike Maier, Dr. med. Jennifer Hellweg
Ludwigstraße 54 b
67059 Ludwigshafen
T: 0621 59298688, F: 0621 59298690
kontakt@kinderwunsch-lu.de
www.kinderwunschzentrum-ludwigshafen.de

Kinderwunschzentrum der Universitätsmedizin Mannheim
Prof. Dr. med. Marc Sütterlin, Dr. med. Regine Schaffelder, Dr. med. Amelie Trebin, Dr. med. Thomas Große Steffen
Theodor-Kutzer-Ufer 1-3
68167 Mannheim
T: 0621 383 3638, F: 0621 383 3814
ivflabor@umm.de
www.umm.de

Viernheimer Fertilitätszentrum
Dr. med. Christina Nell, Dr. med. Mareike Vasko, Dr. med. Simone Ritter
Walter-Gropius-Allee 2
68519 Viernheim
T: 06204 918290, F: 06204 9182910
info@vif-kinderwunsch.de
www.vif-kinderwunsch.de

Praxisgemeinschaft Kinderwunschzentrum Heidelberg
Dr. med. Daniela Seehaus, Dr. med. Christina Thöne, Dr. med. Maria-Theresia Schröder, Dr. med. Julia Seitz, Bianca Schell, Dr. rer. nat. Thomas Zahn, Dr. rer. nat. Ayca Seyhan Agircan, Alina Möltgen, M.Sc., Marina Petkovic M.Sc., Alina Trautmann B.Sc.
Römerstraße 3
69115 Heidelberg
T: 06221 893000, F: 06221 8930020
info@kwz-hd.de
www.kwz-hd.de

Universitäts-Frauenklinik Heidelberg
Abt. Gynäkologische Endokrinologie und Fertilitätsstörungen
Prof. Dr. med. Thomas Strowitzki, Prof. Dr. med. Ariane Germeyer, Dr. med. Sabine Rösner, PD Dr. med. Julia Rehnitz, Dr. med. Anne Marshall, Dr. med. Tamara Göggl, Dr. med. Marina Sourouni, Dr. med. Kristin Spaich, Dr. med. Marie Münch, Dr. med. Kathrin Haßdenteufel, Dr. med. Sabine Kess, Dr. rer. nat. Fikret Gürkan Agircan, Dr. rer. nat. Jens Erik Dietrich
Im Neuenheimer Feld 440
69120 Heidelberg
T: 06221 567921, F: 06221 565999
thomas.strowitzki@med.uni-heidelberg.de
www.klinikum.uni-heidelberg.de

Kinderwunsch am Schlossplatz
Verena Peuten, Dr. med. Maximilian Groß, Meliha Fetahovic
Friedrichstraße 45
70173 Stuttgart
T: 0711 22009030
info@kinderwunsch-am-schlossplatz.de
www.kinderwunsch-am-schlossplatz.de

Kinderwunsch-Zentrum Stuttgart
Praxis Villa Haag
Dr. med. Katharina Mayer-Eichberger, Dr. med. Dieter Mayer-Eichberger, Dr. med. Gunilla Gröger, Luisa Reitmeier, Elena Mischnaewskaja
Herdweg 69
70174 Stuttgart
T: 0711 221084, F: 0711 221085
info@kinderwunschpraxis.de
www.kinderwunschpraxis.de

Kinderwunschärzte Stuttgart
Dr. med. Nina Kircher, Klaudia Ott
Reinsburgstraße 82
70178 Stuttgart
T: 0711 351455 30, F: 0711 351455 50
info@kinderwunschaerzte-stuttgart.de
www.kinderwunschaerzte-stuttgart.de

Kinderwunschzentrum Bad Cannstatt
Praxis M. Woriedh
Mohammed Woriedh, Dr. med. Anja Bock-Skupin, Frau Assil Abdil Hadi, Dr. med. Corrina Propping-Forkl, Dr. rer. nat. Rim Soud, Dipl.-Biol. Zsuzsanna Szabo, Dipl. -Biol. Mladen Mihailovic
König-Karl-Straße 66
70372 Stuttgart / Bad-Cannstatt
T: 0711 290671, F: 0711 292321
info@kwz-bc.de
www.kinderwunschzentrum-badcannstatt.de

Kinderwunschzentrum Ludwigsburg
Dr. med. Andreas Ott, Dr. med. Annette Schmid, Dr. med. Irina Kiss, Dr. med. Jennifer Hartmann, Simone Koch, M.Sc.
Leonberger Straße 2
71638 Ludwigsburg
T: 07141 688760, F: 07141 688769
info@kiwu-lb.de
www.kiwu-lb.de

KinderwunschPraxis Dres. Göhring
Dr. med. Ulrich Göhring, Dr. med. Inés Göhring
Hagellocher Weg 63
72070 Tübingen
T: 07071 946630, F: 07071 9466399
info@kinderwunschpraxis.com
www.kinderwunschpraxis.com

IVF-Zentrum des Department für Frauengesundheit
Universitäts-Frauenklinik Tübingen
Prof. Dr. med. Melanie Henes, Steffen Kull
Calwerstraße 7
72076 Tübingen
T: 07071 2983117, F: 07071 292250
melanie.henes@med.uni-tuebingen.de
www.uni-frauenklinik-tuebingen.de

Kinderwunschzentrum Aalen
Dr. med. Rainer Rau, Dr. med. Birgit Schröppel
Weidenfelder Straße 1
73430 Aalen
T: 07361 62021, F: 07361 62026
info@kinderwunsch-aalen.de
www.kinderwunsch-aalen.de

IVF Zentrum Esslingen
Dr. med. Alice Costea, Dr. med. Marius Albowitz
Martinstraße 15
73728 Esslingen
T: 0711 31059160, F: 0711 31059161
info@ivf-praxis.com
www.ivf-praxis.com

Kinderwunsch Frauenaerzte
Kinderwunschzentrum Neckarsulm
Dr. med. Stefan Eisenhardt, Dr. med. Susanne Kaiser, Dr. med. Sandra Freisleben-Sick, Dr. med. Sandra Kühn, Dr. med. Vanessa Hankel, Sabrina Schomann, MSc., Franziska Sennert, MSc., Bettina Kundegraber, M.Sc.
Heilbronner Straße 1
74172 Neckarsulm
T: 07132 4885600, F: 07132 48856099
www.kinderwunsch-frauenaerzte.de

ivf Baden-Baden GmbH
Prof. Dr. med. Wolfgang Küpker, Dr. med. Lisa Beiglböck
Beethovenstraße 2
76530 Baden-Baden
T: 07221 7021 701
info@ivf-baden-baden.com
www.ivf-baden-baden.com

Kinderwunsch Bodensee
Dr. med. Andreas Heine, Dr. med. Lena Otto, Dr. med. Carola Hornung, Dr. med. Kathrin Hermann, Dr. med. Kristin Simon
Maggistraße 5
78224 Singen
T: 07731 9129990, F: 07731 91299999
info@endlichnachwuchs.de
www.endlichnachwuchs.de

CERF Centrum für Gynäkologische Endokrinologie & Reproduktionsmedizin Freiburg
PD Dr. med. Birgit Wetzka, Dr. med. Veronika Wolk, Dr. med. Aida Hanjalic-Beck, Dr. med. Stefanie Friebel, Dr. med. Stefanie Meyer
Bismarckallee 7F
79098 Freiburg
T: 0761 207430, F: 0761 2074318
info@kinderwunsch-freiburg.de
www.kinderwunsch-hormone.de

Universitätsklinikum Freiburg
Klinik für Frauenheilkunde, Endokrinologie und Reproduktionsmedizin
Dr. med. Jasmin Asberger, Dr. Bengi Acar-Perk
Hugstetter Straße 55
79106 Freiburg
T: 0761 27031500, F: 0761 27029120
frk.ivf-ambulanz@uniklinik-freiburg.de
www.uniklinik-freiburg.de/frauenheilkunde/endokrinologie-und-reproduktionsmedizin.html

Reproduktionsmedizin München im Tal – MVZ Partnergesellschaft mbH
Dr. med. Daniel Noss, Dr. med. Isabel Stoll, Dr. med. Patrick Mehrle, Dr. med. Kathrin Pohlig
Tal 11
80331 München
T: 089 2422950, F: 089 24229560
info@ivf-tal.de
www.ivf-tal.de

Privatzentrum 'Die Kinderwunschärztin'
Dr. med. Corinna Mann, Dr. med. Anja Albrecht, Dott. Mag. Sara Comploj, Dr. med. Annika Gerber, Dr. med. Antje Mainka
Herzogspitalstraße 5
80331 München
T: 089 12359565
hallo@kinderwunschaerztin.de
https://kinderwunschaerztin.de

kïz) kinderwunsch im zentrum
Praxis für gynäkologische Endokrinologie und Reproduktionsmedizin
Priv.-Doz. Dr. med. Roxana Popovici, Dr. med. Anja Kuhlmann, Dr. med. Geraldine Müller-Stoy, Dr. med. Irene Alba Alejandre
Bayerstraße 3
80335 München
T: 089 4522178 0, F: 089 4522178 45
info@kiiz.de
www.kiiz.de

Kinderwunschzentrum an der Oper
Hormonzentrum an der Oper
Dr. med. Jörg Puchta, PD Dr. med. Hans-Ulrich Pauer, Dr. med. Silke Michna, Dr. med. Helmut Lacher, Dr. med. Isabelle Anders, Vida Poorali
Maximilianstr. 2a
80539 München
T: 089 547041 0, F: 089 547041 34
info@kinderwunschzentrum-an-der-oper.de
www.kinderwunschzentrum-an-der-oper.de

Kinderwunsch Centrum München (MVZ)
Dr. med. Claudia Gaßner, Dr. med. Gottfried Krüsmann, Prof. Dr. Dr. med. habil. Wolfgang Würfel, Dr. med. Jan Krüsmann, Dr. med. Irene von Hertwig
Lortzingstraße 26
81241 München
T: 089 2441440, F: 089 24414441
info@ivf-muenchen.de
www.ivf-muenchen.de

Hormon- und Kinderwunschzentrum
Klinik und Poliklinik für Frauenheilkunde und Geburtshilfe der LMU München
Prof. Dr. med. Nina Rogenhofer, FOA Dr. med. Julian Koch, PD Dr. med. Aurelia Vattai, Dr. med. Franziska Pittrich, PD Dr. med. Helene Heidegger-Steger, Dr. med. Rena Sebisch Sigg, Dr. med. Lea Bauerfeind, Dimitra Makri, Ph.D., Dr. rer. nat. Chaido Ori, M.Sc., Anastasia Athanasiou, M.Sc., Dr. rer. nat. Viktoria von Schönfeldt
Marchioninistraße 15
81377 München
Ziemssenstraße 1
80336 München
T (standortübergreifend): 089 4400 34670
ivf@med.lmu.de
www.kinderwunsch-LMU.de

Kinderwunschzentrum A.R.T. Bogenhausen
MVZ für gynäkologische Endokrinologie und Reproduktionsmedizin, Akademische Lehrpraxis der TU München
Prof. Dr. med. Dieter Berg, Dr. med. Barbara de Oriol, Dr. med. Stephanie Ziehr, Dr. rer. nat. Ulrike Berg
Prinzregentenstraße 69
81675 München
T: 089 414240 0, F: 089 414240 11
info@ivf-muenchen.com
www.ivf-muenchen.com

Kinderwunsch Centrum Chiemsee
Dr. med. Susann Böhm, Dr. med. Angelika Stachl, Dr. med. Pia Nosthoff-Horstmann, Dr. med. Kerstin Regner, Dr. med. Nadine Venus
Hochriesstraße 21
83209 Prien am Chiemsee
T: 08051 5050, F: 08051 63499
Rosenheimer Str. 10
83209 Kolbermoor
T: 08031 91506, F: 08031 304817
info@kinderwunsch-chiemsee.de
www.kinderwunsch-chiemsee.de

Kinderwunschpraxis München Nord
Dr. med. Judith Rattenhuber, Dr. med. Simon Mittenzwei
Schleißheimer Straße 91
85748 Garching b. München
T: 089 45235450, F: 089 452354545
info@kinderwunschpraxis-muenchen-nord.de
www.kinderwunschpraxis-muenchen-nord.de

Kinderwunschzentrum Augsburg GMP
PD Dr. med. Robert Ochsenkühn, Dr. med. Daniela Mischitz, Dr. med. Vera Hepp, Dr. med. Roman Alexander Hiller
Prinzregentenstraße 25
86150 Augsburg
T: 0821 502780, F: 0821 5027878
info@ivf-augsburg.de
www.ivf-augsburg.de

KinderWunschKempten (KWK)
Zentrum für gynäkologische Endokrinologie und Reproduktionsmedizin
Klinik für Frauenheilkunde und Geburtshilfe
Klinikum Kempten
Klinikverbund Allgäu
Prof. Dr. med. Ricardo Felberbaum, Dr. med. Anke Brössner, Dr. med. Eszter Kugler, Dr. med. Katharina Brölz, Klin. Embryologin Nadia Jaouad, Martin Castellani
Robert-Weixler-Straße 50
87439 Kempten
T: 0831 530 3380, F: 0831 530 3378
kinderwunsch@klinikverbund-allgaeu.de
https://klinikverbund-allgaeu.de/fachbereiche-institute/frauenheilkunde-geburtshilfe/frauenheilkunde/klinikum-kempten/medizinische-schwerpunkte/kinderwunschzentrum

EM Bestfertility GmbH
Kinderwunschzentrum am Albert-Einstein-Platz
Dr. med. Friedrich Gagsteiger, Dr. med. vet. Imam El Dansouri, Edona Mirakaj, Alexander Vogl
Bahnhofplatz 4
89073 Ulm
T: 0731 146157
info@bestfertility.de
www.bestfertility.de/kinderwunschzentrum-ulm

MVZ Next Fertility Ulm GmbH
Dr. med. Kerstin Knab, Dr. med. Christine Nöldechen, Natalie Matthews, Maria Ascher, Tarek Salem
Einsteinstraße 59
89077 Ulm
T: 0731 15159-0, F: 0731 15159-15
ulm@next-fertility.de
www.next-fertilityulm.de

Universitätsfrauenklinik Ulm
UniFee – Kinderwunsch / Fertility and Endocrinology
Prof. Dr. med. Katharina Hancke
Prittwitzstraße 43
89075 Ulm
T: 0731 500 58663, F: 0731 500 58664
unifee.frauenklinik@uniklinik-ulm.de
www.unifee.de

Kinderwunsch und Frauen-Hormon Centrum Nürnberg
Dr. med. Joachim Neuwinger, Dr. med. Barbara Munzer-Neuwinger, Prof. Dr. med. Peter Licht
Agnesgasse 2-4
90403 Nürnberg
T: 0911 2355500, F: 0911 2355516
aerzte@kinderwunschcentrum-nuernberg.de
www.ivf-nuernberg.de

Kinderwunschzentrum Erlangen
Dr. med. Jan van Uem, Dr. med. Madeleine Haas
Michael-Vogel-Straße 1e
91052 Erlangen
T: 09131 80950 , F: 09131 809530
info@kinderwunschzentrum-erlangen.de
www.kinderwunschzentrum-erlangen.de

KINDERWUNSCH ERLANGEN
Die Praxis für Reproduktionsmedizin
Dr. med. Andreas Hammel, Dr. med. Rhea Wiedmann
Nürnberger Straße 35
91052 Erlangen
T: 09131 89530, F: 09131 205410
rezeption@kinderwunsch-erlangen.de
www.kinderwunsch-erlangen.de

Universitäts-Fortpflanzungszentrum Franken (UFF)
Prof. Dr. med. Matthias W. Beckmann, Prof. Dr. med. Susanne Cupisti, PD Dr. med. Laura Lotz, Prof. Dr. rer. nat. Ralf Dittrich
Universitätsstraße 21-23
91054 Erlangen
T: 09131 8533553, F: 09131 8533545
fk-uff@uk-erlangen.de
www.reproduktionsmedizin.uk-erlangen.de

MVZ Kinderwunschzentrum Amberg
Dr. med. Jürgen Krieg, Silke Klotz, Dr. rer. hum. biol. Nathalie Bleisinger (M.Sc.)
Emailfabrikstraße 15
92224 Amberg
T: 09621 769370, F: 09621 9601612
anmeldung@kiwuamberg.de
www.kinderwunschzentrum-amberg.de

MVZ KITZ Regensburg GmbH
Prof. Dr. med. Andreas Schüring, Ina Laubert, Dr. Lindihana Saliji-Preniqi, Dr. med. Janine Suhren
Hemauerstraße 1
93047 Regensburg
T: 0941 9925770, F: 0941 99257723
info@kitz-regensburg.de
www.kitz-regensburg.de

profertilita
Kinderwunschzentrum Regensburg
Prof. Dr. med. univ. Sara Fill Malfertheiner, MHBA, Dr. med. Angelika Eder, M.sc.
Hildegard-von-Bingen-Straße 1
93053 Regensburg
T: 0941 89849944, F: 0941 89849945
praxis@profertilita.de
www.profertilita.de

Vianea Kinderwunschzentrum
Dr. med. Rüdiger Schug
Florianstraße 8
94051 Hauzenberg
T: 08586 9443320, F: 08586 94433299
kiwu@vianea.de
www.vianea.de/kinderwunschzentrum

Kinderwunschzentrum Niederbayern
Dr. med. Hans-Joachim Kroiss, Dr. med. Samuel Dadze, Dr. IM Tem. Elfriede Bernhardt
Stadtfeldstraße 50
94469 Deggendorf
T: 0991 29799332, F: 0991 29799331
dr.kroiss@ivf-bayern.de
www.kinderwunsch-niederbayern.de

MVZ Fertility Center Bayreuth GmbH
Tanja Wissendheit, Dr. med. Miklos Hamori
Friedrich-von-Schiller-Straße 35
95444 Bayreuth
T: 0921 53030210, F: 0921 53030211
info@fertility-center-bt.de
www.fertility-center-bayreuth.de

MainKid
Kinderwunschzentrum am Theater
Prof. Dr. Ursula Zollner, Klaus-Peter Zollner, M.Sc.
Theaterstraße 20
97070 Würzburg
T: 0931 45276630 , F: 0931 45276628
info@mainkid.de
www.mainkid-kinderwunsch.de

Zentrum für Reproduktionsmedizin und Pränataldiagnostik
Dr. med. Reinhard Mai, Dr. med. Lore Mulfinger, Dr. med. Max Müller-Reiter (ang.)
Juliuspromenade 7
97070 Würzburg
T: 0931 321230, F: 0931 3212377
kontakt@kinderwunsch-wuerzburg.com
www.kinderwunsch-wuerzburg.com

Universitätsklinikum Würzburg
Frauenklinik und Poliklinik, Zentrum für gynäkologische Endokrinologie und Reproduktionsmedizin (ZERM)
Dr. med. Michael Schwab, Dr. med. Anastasia Altides, Dr. rer. nat. Claudia Staib
Josef-Schneider-Straße 4
97080 Würzburg
T: 0931 201 25619, F: 0931 201 25406
kinderwunsch@klinik.uni-wuerzburg.de
www.frauenklinik.ukw.de/kinderwunsch.html

Without generous support publishing this annual would not have been possible. Our gratitude goes to

BESINS HEALTHCARE Germany, Berlin
www.besins-healthcare.de
7,500 Euro – PREMIUM PARTNER

FERRING Arzneimittel GmbH, Kiel
www.ferring.de
7,500 Euro – PREMIUM PARTNER

GEDEON RICHTER PHARMA GmbH, Köln
www.gedeonrichter.de
7,500 Euro – PREMIUM PARTNER

Merck Healthcare Germany GmbH, Weiterstadt
www.merckgroup.com
7,500 Euro – PREMIUM PARTNER

Theramex Germany GmbH, Berlin
www.theramex.com
7,500 Euro – PREMIUM PARTNER

CooperSurgical Fertility Solutions, Frankfurt am Main
www.coopersurgical.com
4,500 Euro

IBSA Pharma GmbH - Germany, Düsseldorf
www.ibsagermany.de
4,500 Euro

Mitteilungen aus der Redaktion

Besuchen Sie unsere Rubrik

☑ Medizintechnik-Produkte



Neues CRT-D Implantat
Intica 7 HF-T QP von Biotronik



Artis pheno
Siemens Healthcare Diagnostics GmbH



Philips Azurion:
Innovative Bildgebungslösung



Aspirator 3
Labotect GmbH



InControl 1050
Labotect GmbH

e-Journal-Abo

Beziehen Sie die elektronischen Ausgaben dieser Zeitschrift hier.

Die Lieferung umfasst 4–5 Ausgaben pro Jahr zzgl. allfälliger Sonderhefte.

Unsere e-Journale stehen als PDF-Datei zur Verfügung und sind auf den meisten der marktüblichen e-Book-Readern, Tablets sowie auf iPad funktionsfähig.

☑ Bestellung e-Journal-Abo

Haftungsausschluss

Die in unseren Webseiten publizierten Informationen richten sich **ausschließlich an geprüfte und autorisierte medizinische Berufsgruppen** und entbinden nicht von der ärztlichen Sorgfaltspflicht sowie von einer ausführlichen Patientenaufklärung über therapeutische Optionen und deren Wirkungen bzw. Nebenwirkungen. Die entsprechenden Angaben werden von den Autoren mit der größten Sorgfalt recherchiert und zusammengestellt. Die angegebenen Dosierungen sind im Einzelfall anhand der Fachinformationen zu überprüfen. Weder die Autoren, noch die tragenden Gesellschaften noch der Verlag übernehmen irgendwelche Haftungsansprüche.

Bitte beachten Sie auch diese Seiten:

Impressum **Disclaimers & Copyright** **Datenschutzerklärung**